THE PUBLIC CONTRACT

KENYA IN MOTION

Kenya’s Evidence, Diagnosis, Vision and Delivery Architecture



Mackinnon Market, Mombasa • 13 August 2025 • Photograph: Bahnfrend • CC BY-SA 4.0

CONTENTS

ACTS I–V / CHAPTERS 01–17 PAGE

ACT I	**SEE KENYA**	7
01	FIFTY-SEVEN MILLION DIFFERENT MORNINGS	9
02	THE HOUSEHOLD REPUBLIC	16
03	THE CONVERSION TEST	22
ACT II	**UNDERSTAND HOW WE GOT HERE**	35
04	BEFORE THE BOUNDARY	37
05	BUILDING THE MACHINE	41
06	INDEPENDENCE WITHOUT A BLANK PAGE	46
ACT III	**UNDERSTAND HOW KENYA WORKS**	62
07	THE FLOWS THAT HOLD A COUNTRY TOGETHER	64
08	THE PRODUCTIVE BODY	75
09	THE CAPABILITY SYSTEM	79
10	FORTY-SEVEN OPERATING GOVERNMENTS	84
ACT IV	**SEE WHERE LIFE BREAKS DOWN**	90
11	WHEN ACCESS IS NOT OUTCOME	92
12	WHEN WORK IS NOT SECURITY	95
13	WHEN INFRASTRUCTURE IS NOT RELIABLE SERVICE	99
14	WHEN PUBLIC ACTION IS NOT CORRECTION	102
ACT V	**UNDERSTAND WHY**	110
15	THE CONVERSION GAP	112
16	THE LOOPS THAT REPRODUCE FAILURE	115
17	CONSTRAINTS THAT CANNOT BE WISHED AWAY	122

CONTENTS

ACTS VI–X / CHAPTERS 18–34 PAGE

ACT VI	**EXPLORE WHAT COULD CHANGE**	126
18	REPAIR THE FOUNDATIONS	128
19	MAKE PRODUCTIVE SYSTEMS RELIABLE	133
20	BUILD CAPABILITY ACROSS A LIFE	136
21	TEST, LEARN AND CORRECT	140
ACT VII	**IMAGINE THE KENYA WE COULD BUILD**	144
22	A LIFE THAT CAN MOVE FORWARD	146
23	PLACES THAT CONVERT DENSITY AND DISTANCE INTO OPPORTUNITY	150
24	A CAPABLE, PRODUCTIVE AND RESILIENT REPUBLIC	152
ACT VIII	**UNDERSTAND HOW TRANSFORMATION COULD HAPPEN**	158
25	SEQUENCE BEFORE SCALE	160
26	CAPABILITY BEFORE PROMISE	163
27	FINANCE, MAINTAIN AND LEARN	165
28	HORIZONS LONGER THAN A TERM	170
ACT IX	**CONTRACT**	178
29	WHAT CITIZENS SHOULD BE ABLE TO SEE	180
30	WHAT INSTITUTIONS SHOULD BE ABLE TO DEMONSTRATE	183
31	WHAT MUST BE REVIEWED, MODIFIED, SCALED, PAUSED OR STOPPED	189
ACT X	**HOW WE KNOW**	197
32	EVIDENCE, UNCERTAINTY AND CORRECTION	199
33	MEASURING WITHOUT MANUFACTURING SUCCESS	201
34	A COUNTRY THAT CAN SEE ITSELF CLEARLY	203

THE OPENING QUESTION

How does a country turn what it has into a life people can rely on?

Before eight in the morning, Kenya has already entered millions of lives: as water, electricity, a school journey, a market, a farm road, a clinic queue, a mobile-money prompt or a missing service. This book follows those encounters outward—from person to household, community, county, national system and world—then returns to the person.

The central argument is simple but demanding: assets, effort, access, expenditure and completed projects do not automatically become capability or lived outcome. The conversion depends on reliability, quality, affordability, use, maintenance, coordination, institutional capability and correction.



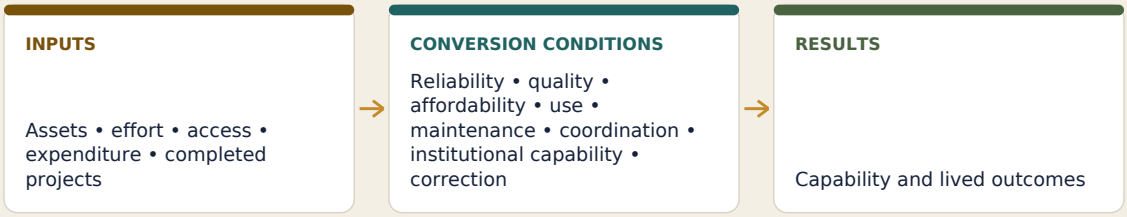

Illustrative logic from the central argument—not a measured index or proof of causation.

THE PUBLIC CONTRACT CYCLE



A public contract connects daily life, institutions, money, time and accountability.

PUBLICATION STATUS

This edition preserves the research while rebuilding the reading journey. The manuscript is not formally adopted. Six independent external reviews remain outstanding; full costing, legal/devolution mapping, expanded photography, reader testing and final production approval remain incomplete. No proposal is attributed to a real political actor. Intended effects are not guaranteed outcomes.

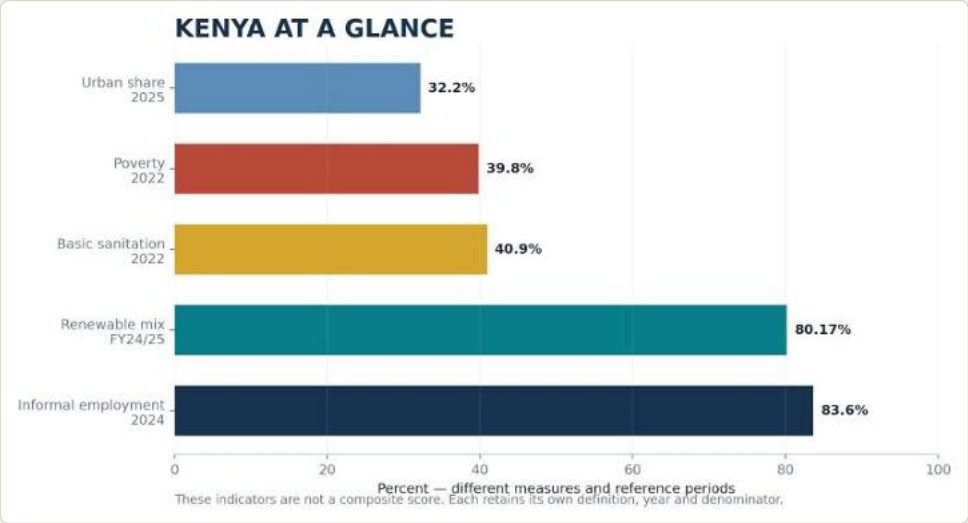

KENYA IN ONE GLANCE

Selected indicators; different years and denominators; not a composite score. Kenya is a young, urbanising, constitutionally devolved republic with a diversified economy, strong entrepreneurial adaptation, major renewable-energy assets and wide differences in geography, income, livelihood and service conditions. The following indicators are not a composite score. Each retains its own definition and year.

• Population: approximately 57.5 million under the UN WPP 2024 medium-variant estimate for 2025; the KNBS census-based projection is lower. The systems must not be silently merged.
• Counties: 47 constitutional county governments.
• Urban population: 31.9% in 2024 and 32.2% in 2025 under WDI's current vintage.
• Nominal GDP: KSh17.578 trillion in 2025, provisional.
• Poverty: 39.8% of individuals—about 20.2 million people—below the overall national poverty line in 2022.
• Consumption inequality: national Gini 38.42 in 2022.
• At least basic sanitation: 40.9% of the de jure population in KDHS 2022.
• Renewable electricity mix: 80.17% in FY2024/25; this is distinct from the 80.48% renewable installed-capacity share.
• Manufacturing: 7.3% of current-price GDP in 2024 and 7.1% in 2025 provisional.
• Under-five mortality: 38.8 per 1,000 live births in the 2024 WDI model series; this remains separate from the KDHS five-year survey-period estimate.



THE READER'S MAP

The ten-act journey.

SEE → UNDERSTAND → CONNECT → QUESTION → IMAGINE → BUILD → MEASURE

The journey uses six recurring zoom levels: person → household → community → county → national system → world → person. Evidence, interpretation, proposal and uncertainty are deliberately kept distinct.

I SEE KENYA

What is Kenya actually like?



Photographs show specific places and activities; they are not a representative sample of every Kenyan life.

THIS ACT IN ONE MINUTE

What is Kenya actually like?

QUESTION

What is Kenya actually like?

FINDING

The chapters that follow connect lived experience to the mechanisms, institutions and evidence needed to answer it.

WHY IT MATTERS

A national argument becomes useful only when a reader can see how its parts connect and where uncertainty remains.

CHAPTER 01

FIFTY-SEVEN MILLION DIFFERENT MORNINGS

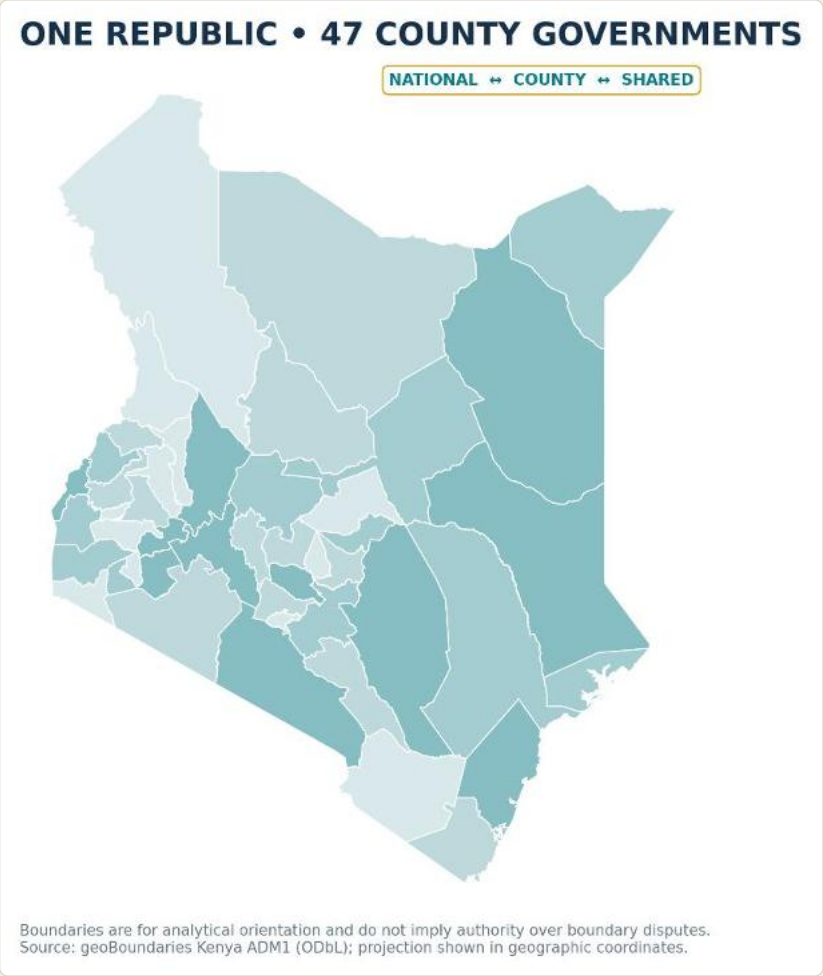

One republic, 47 county governments. Orientation map; not a performance ranking.



Nairobi from Uhuru Park. Photograph: Raidarmax, CC BY-SA 3.0.

THE QUESTION

How can one republic contain such different starting conditions?

WHY IT MATTERS

See national scale through people and place.

THE ANSWER IN ONE PARAGRAPH

The national average is an orientation, not a lived experience.

HUMAN LENS: student, worker, farmer, commuter. This is an editorial lens, not an invented personal story.

Fifty-Seven Million Lives

SOURCE TRACE: Book 01 — The Patient, source chapter 01; source line 98.

Kenya is a young country in two senses. It is a republic whose present constitutional order is recent enough to be remembered as a rupture. It is also a society in which the median person is around twenty years old. Population projections place Kenya above fifty-three million people in the middle of the 2020s, with the exact estimate depending on the stated series. UN WPP 2024 gives about 57.5 million for 2025 under its medium variant; the KNBS census-based projection gives about 53.3 million. These are not census counts and must not be merged. The 2019 census enumerated 47.6 million people. The shape of the population matters more than the headline total. Kenya remains overwhelmingly young. Children and young adults form the largest part of the national body; older people remain a small share, although the absolute number

of people who will need long-term and chronic care is rising. Fertility has fallen substantially over time, but the momentum created by earlier population growth means the number entering adulthood will remain high for years. This is usually described as a demographic dividend or demographic risk. Both phrases can become lazy. Young people do not automatically create growth, and they do not automatically create instability. They encounter systems. A healthy, well-nourished child who masters foundational skills, progresses into credible technical, professional or entrepreneurial pathways and enters a productive economy is a national asset that compounds. A child whose early health is poor, whose school progression disguises weak mastery and whose transition into work is blocked enters adulthood carrying disadvantages that compound just as powerfully. The country's age structure therefore places extraordinary weight on conversion. Kenya has expanded entry into many systems. The question is what happens after entry. Young adulthood concentrates several of the country's unresolved problems. Education ends or changes form. Family support may narrow. Housing becomes a personal cost. Work becomes the main route to independence, identity, social contribution and eventually asset ownership. Official unemployment rates can appear modest because they use strict definitions. A person who worked for a small number of hours, farmed, sold something, accepted a casual task or stopped actively searching may not appear unemployed. That does not make the statistic false. It makes the question too narrow. The more useful portrait asks about hours, earnings, stability, protection, productivity, aspiration and whether work allows a person to build a life. Kenya's labour problem is not simply that nobody works. It is that a great deal of work produces too little security or accumulation. Sex and gender shape national experience without producing one uniform female or male condition. Women face the physical risk of pregnancy and childbirth, disproportionate unpaid care, occupational concentration, property and finance barriers, and exposure to violence. Men face distinctive patterns of labour-market pressure, injury, violence, policing, social expectation and underdiagnosed mental distress. Wealth, disability, place, age and family structure intersect with sex. National analysis becomes misleading when it reports women or men as if either category were internally uniform. The life of a professional woman in Nairobi, a pastoralist woman in an arid county, a young mother in an informal settlement and a woman running an agricultural enterprise may share structural barriers while differing radically in income, institutions, geography and risk. A disability is experienced partly through the body and partly through the environment. A step, an inaccessible vehicle, an unreadable digital service, an assessment that cannot accommodate a learner, a workplace without adaptation or a clinic that communicates in only one mode can turn difference into exclusion. Kenya's national evidence on disability is weaker and less consistently integrated than it should be. That itself is a finding. If a system does

not routinely count accessibility and outcomes, exclusion can remain invisible even while average access improves. Kenya is urbanising, but it is not yet a majority-urban country under commonly used definitions. The future will be more urban than the present. Nairobi will matter, but so will the metropolitan counties around it, Mombasa, Kisumu, Nakuru, Eldoret, emerging municipalities and hundreds of smaller towns that connect farms, services, transport and markets. Urbanisation is not simply migration into buildings. It changes land value, commuting, care, politics, food systems, pollution, water demand, waste, risk and the productivity benefits that come from proximity. If services and housing keep pace, density can make opportunity and infrastructure more efficient. If they do not, density concentrates cost and vulnerability. The first vital sign, then, is not only that Kenya is young. It is that millions of people are moving through decisive life transitions faster than the systems around them are improving.

KENYA IN NUMBERS

Population: approximately 57 million in the mid-2020s, estimated. 2019 census population: 47.6 million. Median age: approximately 20. Direction: fertility falling, urban share rising, demand for work and services still expanding. Data note: estimates, census counts and projections are different kinds of evidence.



Boats at the lake in Kisumu County. Photograph: Juneakhwale, CC BY-SA 4.0.

The Map Is Not the Territory

SOURCE TRACE: Book 01 — The Patient, source chapter 02; source line 150.

Kenya’s familiar outline contains a remarkable physical argument. The Indian Ocean opens the country to global shipping and a coastal economy. The northern and eastern drylands stretch across vast areas where distance, water, livestock mobility and cross-border exchange define life differently from the wetter highlands. The central highlands and Rift Valley contain dense

settlement, commercial agriculture, cities, transport routes and major energy resources. The Lake Victoria basin connects western Kenya to an ecological and regional economic system larger than the national boundary. Nairobi sits as a political, financial, service and transport centre whose influence spills far beyond its county line. Geography is not destiny. It is cost, opportunity, exposure and constraint. A clinic serving a dense settlement and one serving a sparse pastoral population do not face the same logistics. A kilometre of road does not reach the same number of people everywhere. A water intervention suited to a humid highland may make little sense in an arid county. A national average tariff, service standard or staffing norm can therefore create unequal outcomes even when it appears equal on paper. Land is simultaneously a productive asset, home, collateral, identity, inheritance, political memory and ecological system. This makes it one of Kenya's most consequential institutions. The country's spatial inequalities did not begin with the current budget cycle. Colonial settlement, land alienation, labour systems, transport routes and administrative priorities shaped where infrastructure and commercial production concentrated. Independence changed political authority but did not erase inherited patterns. Post-independence settlement, patronage, public investment, market agglomeration and private accumulation added new layers. The result is not a simple division between favoured and neglected places. Some historically productive areas face land fragmentation, ecological stress and urban pressure. Some regions described mainly through poverty contain livestock, renewable energy, trade, tourism, cultural and ecological assets that conventional economic measurement undervalues. Places can be resource-rich and service-poor at the same time. Distance appears in the cost of a referral, a bag of fertiliser, a litre of fuel, a secondary school place, a specialist repair, a court appearance or a market journey. It appears in the difficulty of retaining professional staff, maintaining networks and supervising projects. For households and small firms, distance is measured in time and uncertainty. A journey that may take one hour or four cannot support the same decisions as a reliable one-hour journey. A power connection that fails unpredictably imposes a different cost from an openly priced reliable service. A water source that exists but requires hours of collection is not equivalent to water available safely at home. Rivers, aquifers, catchments, livestock routes, forests, lakes, coastlines and air do not respect county boundaries. Neither do labour markets, freight systems, housing markets or metropolitan travel. Devolution brought government closer to people and made county institutions central to health, agriculture, local transport, planning, housing, water, sanitation, early childhood development and disaster response. But many physical systems require cooperation across counties and between county and national institutions. The map of formal authority and the map of functional life overlap

imperfectly. Kenya's condition can therefore be read partly as a coordination problem between scales.

Forty-Seven Counties, Several Kenyas

SOURCE TRACE: Book 01 — The Patient, source chapter 03; source line 185.

Kenya is one republic with forty-seven county governments. It is also several economic, ecological and service realities sharing one national story. Nairobi produces a striking share of national output. Add a small group of large urban and economically active counties and the concentration becomes more pronounced. Many counties individually account for a small share. This does not mean people outside the largest economies contribute little. Gross County Product captures formally measured economic value in a location; it does not capture every transfer, unpaid contribution, ecological service, informal activity or value realised elsewhere in a supply chain. Still, the concentration is real. Finance, headquarters, high-value services, logistics, formal employment, institutions and purchasing power cluster. Agglomeration can raise productivity by bringing skills, suppliers, customers and infrastructure together. It can also make the national economy vulnerable to one metropolitan system and widen the distance between where value is produced, registered, taxed and lived.

County poverty, health, water, learning or budget indicators are often presented as league tables. Such tables can illuminate differences, but they easily produce false moral stories. A county may face sparse population, difficult terrain, repeated drought, a limited revenue base and historically thin infrastructure. Another may inherit dense economic activity and extensive networks but face congestion, housing stress and deep inequality. A high expenditure-absorption rate can coexist with poor project quality. A low rate can signal weak capacity, delayed transfers, procurement failure or an unrealistic budget. Context does not remove accountability. It changes what fair comparison requires.

For many Kenyans, the county is where the state becomes tangible: a health facility, an agricultural officer, a local road, a water scheme, a market, an early-childhood centre, a permit, an ambulance, a waste truck or a response to flood and fire. This visibility has changed expectations. It has also created a complicated accountability environment. National government may set policy, finance part of a system or retain a related function; counties may deliver the service; regulators set standards; facilities or utilities operate it; suppliers provide critical inputs. When results fail, responsibility can become difficult for citizens to locate. A national portrait must therefore tag conditions to function. It should not blame a county for a national trunk road or the national executive for the ordinary management of a county facility. It should also resist the opposite temptation: using formal function boundaries to avoid cooperation where outcomes clearly depend on both levels. If a statistic says that access is improving, the next questions are: for whom, where, at what quality, at what cost and under whose responsibility? The richest and poorest households do not

encounter the same school, commute, credit product or health risk. Urban residents and rural residents do not encounter the same proximity or expense. ASAL and non-ASAL places do not encounter the same climate exposure. Women and men, younger and older people, persons with and without disabilities, salaried and informal workers, micro and larger firms each meet different versions of the country. There is no honest portrait without these differences.

ONE COUNTRY, DIFFERENT LIVES

A county comparison should display: baseline need, population and density, service cost, inherited assets, hazard exposure, fiscal resources, output, outcome and data quality. A single rank cannot carry all of that meaning.

WHAT WE NOW KNOW

- The national average is an orientation, not a lived experience.
- The chapter's human lens is student, worker, farmer, commuter.
- The proposed visual sequence is photo sequence + population/place map.

WHAT REMAINS UNCERTAIN

Population/census/projection controls; settlement and demographic evidence.

WHY THIS LEADS FORWARD

End with 3–7 findings, material uncertainty and a bridge to the next chapter.

CHAPTER 02

THE HOUSEHOLD REPUBLIC



Tea plantation, Meru County. Photograph: Steve Mwongera, CC BY-SA 4.0.

THE QUESTION

What must a household carry when systems are unreliable?

WHY IT MATTERS

Connect work, care, enterprise and shock management.

THE ANSWER IN ONE PARAGRAPH

Public unreliability often becomes private time, cash, care and risk.

HUMAN LENS: parent, informal worker, trader. This is an editorial lens, not an invented personal story. What a Household Has to Carry

SOURCE TRACE: Book 01 — The Patient, source chapter 04; source line 224.

A national economy becomes real inside a household budget.

Income arrives from wages, casual work, farming, a business, remittances, transfers, rents, professional fees, pensions or several of these at once. It leaves through food, rent, transport, water, energy, school costs, healthcare, communication, care obligations, debt, social contributions, tax and emergencies. The household does not experience inflation as a national average. It experiences the prices of what it must buy. A lower-income household devotes a larger share to essentials and has less ability to substitute, delay or buy in bulk. A family with a chronic condition, disability, long commute, school-age

children or water insecurity faces a different cost structure from one with the same income but different needs and location. Kenya's official poverty measures use a cost-of-basic-needs approach. They are indispensable because they create a consistent line against which to estimate deprivation. The latest comprehensive estimates in the project place poverty at roughly two in five people in 2022, although publication editions and poverty definitions must be handled precisely. A poverty line is not a complete description of life immediately above or below it. A household just above the threshold may remain one illness, funeral, flood, job loss or price shock away from severe deprivation. A household below it may possess land, livestock, social networks or a dwelling that a consumption measure only partly reflects. Poverty, income, consumption, wealth and resilience overlap; they are not synonyms. Inequality is often reduced to a Gini coefficient. The coefficient describes a distribution. It does not tell us which assets produced that distribution, what services cost in different places, how opportunity passes between generations or how secure any household is. In Kenya, inequality appears in school completion, water price, electricity reliability, transport time, internet use, housing security, exposure to violence and the ability to wait for government or markets to work. A wealthy household can buy around a failing public service: a tank, a generator, a private school, a vehicle, private security, medical care or legal help. A poor household may pay more per unit for an inferior substitute. This creates a quiet national paradox. Private workarounds demonstrate ingenuity and protect families, but they can reduce the shared pressure to repair common systems. The country becomes resilient household by household while remaining unreliable system by system. Kenya's financial-access story is internationally celebrated for good reason. Mobile money altered payments, transfers and the geography of exchange. Banks, SACCOs, digital lenders, insurance, pensions and investment products create a deeper ecosystem than account ownership alone suggests. But access is a door. It is not what happens after a person walks through it. FinAccess 2024 reported very broad formal access but financial health for fewer than one in five adults under its framework. That gap explains why a country can be
financially innovative while households remain vulnerable. An account cannot create surplus where income is too low or volatile. Easy credit can smooth a useful investment or turn a small shock into repeated high-cost debt. A pension product cannot solve subsistence. Financial capability depends on the real economy and consumer protection as much as product design. Households produce care, meals, supervision, emotional support, cleaning, water collection, illness management and the daily work of social reproduction. Much of this labour is unpaid and disproportionately carried by women and girls. It rarely appears in GDP in the way paid services do, yet every formal worker and firm depends on it. When public services are unreliable, unpaid care expands. A

medicine stockout becomes a search. A distant water source becomes hours. A school problem becomes supervision or paid tutoring. A broken transport connection becomes rearranged work. Service failure is therefore not only an inconvenience. It transfers labour and cost back into households.

Work Without Security

SOURCE TRACE: Book 01 — The Patient, source chapter 05; source line 263.

Kenya is often described as having an unemployment problem. It has one, but the phrase misses the larger condition. Most adults cannot afford to remain entirely inactive. They farm, trade, transport, repair, build, clean, care, sell, manufacture, consult, create and improvise. The dominant issue is the quality and productivity of that work. The overwhelming majority of employment outside small-scale agriculture is informal under commonly used national classifications. Informality covers radically different realities: a survival activity with almost no capital; a skilled craftsperson; a high-turnover trader; a growing workshop; a digital freelancer; a family enterprise; a transport operator; a business strategically avoiding fixed compliance costs; or a firm excluded from formal systems. To treat all informal work as failure is analytically weak. To romanticise it as entrepreneurship is equally weak. A productive job or enterprise does more than occupy time. It produces enough value to support a viable wage or return, continued learning, safer conditions, tax or contribution, investment and some form of protection against shock. Much Kenyan work does not clear all those thresholds. A person can be busy and poor. A firm can have customers and remain unable to invest. A farmer can produce and still lose value through weather, storage, logistics, standards, market power or input cost. A graduate can hold credentials and remain unable to find a role that uses or deepens them.



A vibrantly decorated matatu navigates Nairobi’s city centre during rush hour. Photograph: AEira-WMF, 6 February 2025, CC BY 4.0.

The transition from education into work is one of the most important points in the national system. It is also one of the least coherent. Institutions teach and certify. Employers search for reliable competence and experience. Young people search for entry. Families finance waiting, relocation and repeated applications. Training providers may be rewarded for enrolment or completion rather than competence or placement. Firms hesitate to bear the full cost of training people who may leave. Small firms lack structured training capacity. The result is not simply a “skills mismatch.” It is a missing market and institutional bridge between learning and production. Contracts, pensions, paid leave, occupational safety, income insurance and health contributions often attach to formal employment. Where formal work is a minority, the architecture of protection misses most workers. This makes ordinary shocks destructive. Illness removes income and creates expense simultaneously. A vehicle breakdown can suspend a livelihood. A pregnancy can alter work without paid protection. A drought can destroy output and raise food prices. A digital platform can change terms. A single unpaid public invoice can push a small supplier into debt. The labour-market portrait is therefore one of abundant effort but insufficient conversion of effort into productivity, security and assets.

HOW THE NUMBER WAS MADE: UNEMPLOYMENT

A strict unemployment rate counts people without work who are available and actively seeking. It can be low in a country where many people cannot afford not to work. Underemployment, discouraged workers, unpaid family work, low earnings and unstable hours reveal different parts of the condition. Always ask which definition is being used.

The Businesses That Keep Kenya Moving

SOURCE TRACE: Book 01 — The Patient, source chapter 06; source line 301.

Kenya’s enterprise landscape looks like a pyramid with a very broad base and a narrow upper structure. At the base are millions of household and micro activities. They sell food, transport, clothing, repairs, construction, communication, personal services and small-scale production. They are essential to survival and circulation. Above them are smaller numbers of businesses with employees, systems, machinery, contracts, brands and growth ambition. Above those sit medium and large firms able to invest, manage complex operations, meet demanding standards, export and influence markets. The national problem is not a shortage of business formation. It is weak progression through the pyramid.

A business survives when it can continue operating. It becomes more productive when it produces more or better output from its inputs. It scales when management, systems, finance, talent and markets expand. It becomes globally competitive when it can sustain quality, cost, innovation, distribution and learning against strong external rivals. Policy often collapses these stages. A loan intended for a growth firm may be unsuitable for a livelihood business. Generic training may reach many firms but change little. A tax incentive may reward investment that would have happened anyway. A procurement preference can create access but not payment discipline or quality capability. A small firm rarely experiences only one constraint. It may need working capital, but finance alone will not solve unreliable power, weak records, poor production planning, late customer payment, lack of standards certification or uncertain demand. It may receive training, but training cannot compensate for a road that makes delivery unreliable. It may formalise, but formalisation offers little value if it adds cost without improving access to finance, markets, protection or public payment. This explains why isolated enterprise programmes often disappoint.

Firm growth is a system outcome. A small supplier can face powerful buyers, platforms, lenders, landlords, regulators and public procuring entities. The headline price of credit is only one part of the relationship. Payment time, contract variation, rejected goods, platform visibility, data ownership, dispute resolution and the cost of compliance can determine whether a nominally profitable sale creates cash or crisis. Competition policy is therefore not an abstract consumer issue. It shapes whether productive firms can enter, survive, learn and scale. Kenya has assets that many firms can build on: a large domestic market, regional access, financial and professional services, ports and aviation, digital payments, English and Kiswahili capability, universities and technical institutions, renewable power, horticulture and tourism expertise, creative industries and a dense entrepreneurial culture. But a startup ecosystem is not the same as a productive national enterprise system. Venture funding can create celebrated firms while most businesses remain detached from technology, standards, research and patient capital. The test is diffusion: whether capability

moves beyond a narrow frontier into farms, workshops, processors, logistics companies, manufacturers and service firms across the country.

WHAT WE NOW KNOW

- Public unreliability often becomes private time, cash, care and risk.
- The chapter's human lens is parent, informal worker, trader.
- The proposed visual sequence is household journey + cost categories.

WHAT REMAINS UNCERTAIN

Poverty, work, financial-health and care evidence.

WHY THIS LEADS FORWARD

End with 3–7 findings, material uncertainty and a bridge to the next chapter.

CHAPTER 03

THE CONVERSION TEST

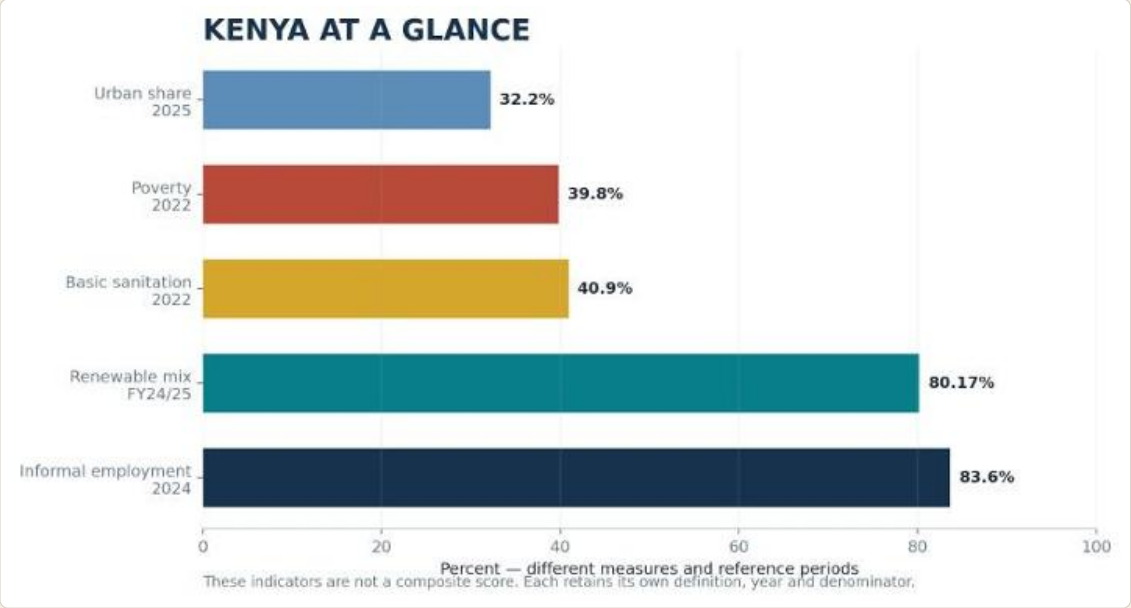

Selected indicators with different years and definitions; not a composite score.

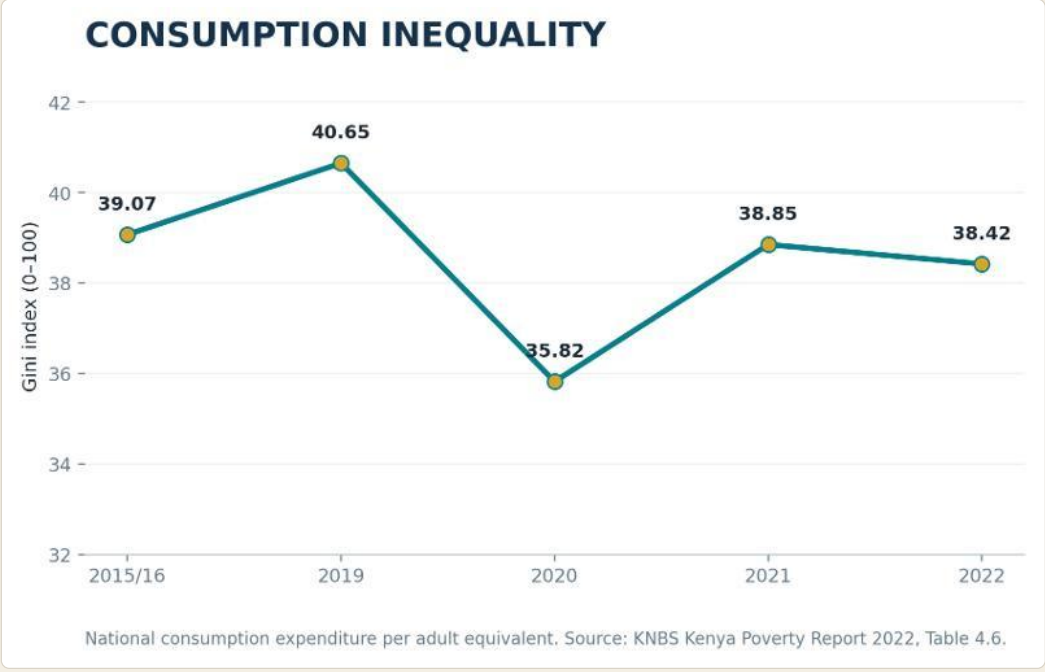

National consumption Gini. Source: KNBS Kenya Poverty Report 2022, Table 4.6.

THE QUESTION

Why do assets and expenditure fail to become outcomes?

WHY IT MATTERS

Introduce the book’s central mental model.

THE ANSWER IN ONE PARAGRAPH

Access is only one stage in a conversion chain.

HUMAN LENS: service user, business, public officer. This is an editorial lens, not an invented personal story.

A Diverse Economy That Has Not Yet Transformed

SOURCE TRACE: Book 01 — The Patient, source chapter 07; source line 341.

Kenya’s economy is more diverse than a one-commodity story would suggest. Agriculture remains central to livelihoods, food, exports and the wider chain of transport, inputs, finance and processing. Services account for the largest share of measured output. Industry and manufacturing matter, but they have not expanded into the broad industrial transformation imagined across decades of national plans.



The exterior of Nairobi’s City Market. Photograph: AEira-WMF, 6 February 2025, CC BY 4.0.

Diversity is a strength. It reduces dependence on one export or mineral. It allows finance, tourism, professional services, trade, digital activity, real estate, transport and agriculture to offset one another. It also hides weak productivity. Agriculture’s importance is often described through its direct share of GDP. That understates its role. Farm output feeds processing, transport, storage, wholesale, retail, export, finance and household welfare. A weather shock can therefore travel through food prices, rural income, imports, inflation, fiscal pressure and health. The sector contains world-class export chains and low-yield subsistence production, irrigated horticulture and rain-fed vulnerability, commercial farms and fragmented plots, sophisticated cold chains and high post-harvest losses. There is no single Kenyan agriculture. Productivity depends on soil and water, seed and animal health, knowledge, machinery, finance, aggregation, storage, standards, buyers, transport and risk management. “Give

farmers inputs” is not a complete theory of change. Manufacturing has long occupied a central place in Kenyan development ambition. Its measured share has remained stubborn rather than becoming the dominant engine of structural transformation. The issue is not that factories are the only valuable source of productivity. Modern services can generate exports and high wages. Agriculture can become knowledge- and technology-intensive. But manufacturing offers distinctive learning: repeatable process, supplier depth, engineering, quality systems, scale, logistics discipline and the possibility of producing goods that replace imports or enter regional markets. Kenya possesses manufacturers and industrial clusters with real capability. The national question is why these have not deepened and spread sufficiently. Energy reliability, imported inputs, finance, standards, management, market size, logistics, taxation, policy stability and competition interact. Services are Kenya’s largest measured economic sector. Finance, telecommunications, trade, transport, tourism, education, health, professional work, real estate, public administration and digital services vary enormously in productivity and export potential. A rising service share can signal sophistication. It can also reflect urban consumption, intermediation or low-productivity activity. The category itself does not settle the question. The important distinction is between services that raise capability and connect production—finance, logistics, engineering, research, software, health, education—and services that mainly circulate limited purchasing power without increasing productivity. Many activities do both. Kenya has recorded real economic growth across much of its recent history. The problem is not that growth is imaginary. It is that growth has not consistently changed the structure of work, widened secure asset ownership or generated enough fiscal room to deliver reliable public systems.



Cabbage farming in Enooseiyia, Narok, Kenya. Photograph: Desmond Parsimei, 26 March 2022, CC BY-SA 4.0.

Growth is the expansion of the engine. Transformation changes what the engine is made of and what its power can carry. The State’s Money

SOURCE TRACE: Book 01 — The Patient, source chapter 08; source line 380.

The national budget is where collective ambition meets arithmetic. Revenue comes from taxes, fees, charges, grants and other receipts. Spending pays public workers, goods and services, pensions, transfers, debt obligations, counties, infrastructure and programmes. Borrowing fills the gap when expenditure exceeds revenue. None of these categories is automatically virtuous or wasteful. Recurrent spending includes medicine, teachers, maintenance, data and justice as well as administration. Development spending can create a high-value asset or an expensive underused liability. Debt can finance infrastructure whose benefits exceed its cost, or consume future revenue without equivalent value. The portrait is in composition, execution and consequence. By the middle of the 2020s, public debt and debt service had become central to Kenya’s condition. Exact debt-to-GDP and debt-service-to-revenue figures differ by date, definition and whether principal repayment is included. The direction is uncontested: obligations consume a large part of public revenue and reduce room for services, maintenance, protection and new investment. This constraint reaches households indirectly. Government seeks more revenue; firms and workers face taxes and compliance; public services compete for limited cash; suppliers wait for payment; domestic borrowing influences credit conditions; counties depend on transfers; capital projects slow or accumulate unpaid obligations. Debt is therefore not only a Treasury story. It is part of the architecture beneath a classroom, a medicine shelf, a county road and the cost of business finance. Citizens can support

taxation while contesting particular taxes, burdens or uses. Tax legitimacy depends on legality, fairness, representation, predictability and visible stewardship. A narrow productive/formal base makes revenue mobilisation harder. Raising more from the easiest-to-reach taxpayers can feel punitive and weaken compliance. Bringing informal livelihoods into formal systems without offering value can increase cost without increasing productivity. Tax exemptions intended to attract investment can reduce revenue without changing investor behaviour. The sustainable tax base ultimately depends on productive incomes, profits and transactions. Enforcement matters. So does the economy being enforced upon.

An appropriation authorises spending. It does not prove that cash arrived, procurement happened, a contract performed, an asset was completed, a service operated or an outcome improved. Kenya's public conversation often leaps from allocation to achievement. The missing middle is the state's conversion chain: priority → programme → budget → cash → procurement → contract → output → handover → operation → maintenance → outcome. Value can be lost at every step. County governments combine national transfers, own-source revenue and conditional or other funds. Delayed disbursement and uncertain cash can impair planning and accumulate pending bills. Weak county revenue systems can reduce local autonomy; aggressive or fragmented charges can burden firms without building a stronger economic base. County expenditure must also be read in context. Spending all the budget does not prove value. Failing to spend may reveal capacity, procurement or cash problems. The citizen needs both financial and non-financial evidence.

THE SYSTEM BEHIND A PUBLIC SHILLING

Revenue forecast → lawful budget → cash release → procurement → contract → verified delivery → payment → asset or service → maintenance → citizen outcome → audit and correction. A break anywhere changes what the shilling ultimately does. Kenya and the World

SOURCE TRACE: Book 01 — The Patient, source chapter 09; source line 429.

Kenya is not a closed national system. It imports fuel, machinery, medicines, fertiliser, technology, vehicles and consumer goods. It exports tea, horticulture, apparel, services, tourism, professional capability and much else. It receives remittances, investment, loans, development finance, visitors, research partnerships and ideas. Money and talent leave as imports, profit, interest, fees and migration. This circulation is normal. The question is what Kenya captures and learns. Kenya imports more goods than it exports. A trade deficit is not automatically evidence of failure. Imports can include productive machinery and inputs. A growing economy may import heavily. But a persistent deficit creates dependence on exports, remittances, investment and borrowing for foreign currency.

The composition matters. Does imported capital equipment raise domestic productivity? Do exports retain value through processing, brands, distribution

and intellectual property? Are firms entering markets and surviving, or merely shipping raw or lightly processed products through buyer-controlled chains? Remittances are a major source of foreign exchange and household support. They pay for food, education, health, housing, business and emergencies. To describe them as “mere consumption” misunderstands both care and household investment. The larger opportunity is not to divert family support into patriotic projects. It is to build trustworthy channels through which diaspora skill, networks and voluntary capital can connect to credible firms, research, institutions and assets. Kenya’s location, port, aviation, finance, universities, professional services, diplomatic networks and corporate presence give it an outsized East African role. The EAC and AfCFTA offer markets larger than the domestic economy. Regional scale is not automatic. Non-tariff barriers, standards, payment, logistics, politics, currency risk and local competition matter. Kenyan firms entering neighbours must create mutual value rather than assume regional markets exist for their benefit. No serious vision requires Kenya to make everything at home. Global interdependence offers technology, scale, finance, specialised expertise and markets. Vulnerability appears when interruption would cause unacceptable harm and the country lacks alternatives, inventories, domestic operating skill or switching capability. Medicines, petroleum, digital platforms, cloud services, telecom equipment, fertiliser, financial markets and external debt each create different forms of dependence. Strategic agency is the ability to choose, negotiate, absorb, maintain, diversify and recover—not isolation.

The State Kenyans Meet

SOURCE TRACE: Book 01 — The Patient, source chapter 14; source line 618.

Most citizens do not encounter “the state” as a constitutional diagram. They encounter a person, counter, form, website, officer, queue, rule, payment, delay, inspection, facility or decision. Kenya’s formal institutional architecture is sophisticated. The 2010 Constitution distributes authority, protects rights, creates checks, recognises public participation and devolution, and establishes independent offices and commissions. Parliament legislates, represents and oversees. Courts interpret and remedy. National and county executives administer different functions. Regulators govern markets and services. Oversight institutions audit, control budgets, investigate or protect rights. The architecture is a national asset. Performance is uneven.

Kenya produces strategies, laws and plans with considerable sophistication. The recurrent weakness lies in the chain from decision to routine result. A policy must become roles, regulations, budget, procurement, staff, data, operations, service, maintenance, outcome and learning. If one stage is missing, the document can remain symbolically powerful and practically weak. This is why the country can appear simultaneously overgoverned and underprovided. There may be many rules, agencies and plans, yet the person seeking service

encounters uncertainty. “Government failure” is often personalised as the moral failure of public servants. Misconduct exists and matters. So do weak systems. An officer may lack clear authority, current records, equipment, staff, cash, interoperable systems or a functioning escalation route. Another may exploit discretion or face no consequence for delay. A manager may receive targets disconnected from resources. A competent institution may be overloaded by mandates or undermined by political intervention. Capability is not simply the number of employees or training events. It is the repeatable ability to know, decide, execute, coordinate, maintain, enforce, learn and preserve memory.
Kenya’s constitutional order gives public participation an important place. Meetings, submissions and hearings occur across budgets, laws and projects. The quality varies. Participation becomes performative when information arrives late, technical documents are inaccessible, meetings are unrepresentative, decisions are effectively fixed or authorities never explain how input affected the outcome. Meaningful participation does not mean every demand is accepted. It means people receive relevant evidence and time, affected groups can participate, the authority publishes what it heard, and it explains the decision and trade-offs. A system dependent on a champion, task force, donor project or charismatic leader is not yet institutionalised. When people move, records disappear, brands change and earlier learning is lost. Kenya’s ability to preserve decisions, assumptions, data, contracts, after-action findings and unresolved risks is a quiet measure of state maturity. Law, Safety and Trust

SOURCE TRACE: Book 01 — The Patient, source chapter 15; source line 659.

The rule of law is not the existence of laws. It is the ordinary experience that power has limits, rules are knowable, similar cases receive similar treatment, decisions can be challenged and remedies can be enforced.
For a household or business, justice has a practical form. How far is the court or service? How long will the matter take? Is legal help available? Can evidence be gathered? Will an order be obeyed? Will reporting a problem create greater danger? Does wealth, status, gender, disability, place or political connection change the answer? Security institutions carry the state’s most coercive powers. Their effectiveness depends partly on public cooperation, and cooperation depends on legitimacy. More arrests do not automatically produce safety. Professional investigation, prevention, emergency response, forensic capability, victim support, lawful use of force, complaint resolution and court process matter. Speed can improve justice, but crude speed targets can also undermine due process. Kenya’s periods of protest and contested policing reveal the connection between rights, trust and security. Public order and constitutional freedom are not simple opposites. A capable state protects both through lawful, proportionate and accountable institutions. Institutional trust is often treated as an attitude government can change through communication. Communication matters. Performance and fairness matter more. A person learns whether to trust a public institution through repeated encounters: whether the service

works, whether reasons are given, whether rules apply equally, whether complaints receive a response and whether visible wrongdoing produces correction. Poor service can reduce willingness to comply or pay. Lower compliance and cooperation can weaken public capacity. The resulting poor performance deepens distrust. This is one of Kenya's most consequential negative feedback loops. The reverse is also possible. Fair, reliable service and remedy can build cooperation, improve information, strengthen compliance and fund better service. Kenya has substantial audit and oversight architecture. The Auditor-General reports on public resources. The Controller of Budget oversees lawful withdrawals and reports implementation. Parliament, Senate and county assemblies examine public finance and government action. Courts, commissions, investigators, prosecutors, regulators, media and civil society perform distinct oversight roles. The recurring gap is follow-through. A finding can be published, debated and repeated without timely correction. Accountability becomes observation rather than change. The health of the republic depends not only on detecting failure, but on connecting detection to investigation, decision, remedy, verification and institutional memory.

What Kenya Already Has

SOURCE TRACE: Book 01 — The Patient, source chapter 16; source line 694.

A national portrait organised around problems can quietly become dishonest. It can imply that the country begins from nothing, that citizens merely endure, or that every institution fails. Kenya has substantial assets. The population is young, mobile, commercially active and deeply adaptive. Professionals operate in health, finance, law, engineering, research, education, technology, media, culture and public administration. Entrepreneurs create livelihoods and firms despite uncertainty. Diaspora networks carry money, expertise, market knowledge and relationships. Families, chamas, SACCOs, cooperatives, faith institutions, community organisations and informal networks provide care, credit, information, emergency support and collective action. These systems can exclude or reproduce inequality, but they are also functioning social infrastructure. Kenya has a diversified economy, financial depth, mobile payments, regional companies, export chains, universities, professional services, ports, aviation, communications and a visible technology sector. The constitutional order, devolution, courts, independent institutions, media and civil society provide architecture through which correction is possible. The fact that institutions are contested is not proof they are irrelevant. It is evidence that they matter. The port at Mombasa, the national road and aviation systems, digital networks and energy infrastructure connect Kenya internally and regionally. Geothermal capability and a renewable-heavy electricity system are genuine strategic strengths. Agricultural diversity, landscapes, wildlife, coast, forests, water systems and biodiversity support food, livelihoods, tourism, culture and resilience. They are assets only if they remain ecologically

functional. Kenya occupies a consequential location on the Indian Ocean and inside East Africa. It hosts diplomatic, humanitarian, corporate, research and development institutions. It has regional influence beyond the size of its economy. Connection can create dependency, but it also provides scale, knowledge and options. The task is not to retreat from the world. It is to become more capable through connection. National capability is uneven, not absent. Kenya has expanded electricity access, built digital systems, managed complex financial infrastructure, sustained major export sectors, devolved substantial functions, developed geothermal resources, run national statistics and maintained institutions through political transitions. The central diagnostic question is why such performance remains concentrated in pockets rather than reproduced reliably across systems.

WHAT WE NOW KNOW

SOURCE TRACE: Book 01 — The Patient, source chapter 17; source line 733.

The patient is young. This creates energy, demand and possibility. It also creates relentless pressure on education, work, housing, health, transport and institutions. Every year of weak conversion becomes a larger future problem. The patient is economically diverse. Agriculture, services, finance, trade, tourism, manufacturing, logistics and digital activity provide multiple sources of value. But productivity remains too low and uneven to produce enough secure work, broad household surplus and fiscal room. The patient works hard without accumulating enough. Most Kenyans work or create livelihoods. Too much effort produces thin margins, unstable income and little protection. Financial access is broad; financial health and wealth are not. The patient has expanded access faster than outcomes. More people connect to electricity, schools, health registration, finance, roads and digital systems. Reliability, mastery, quality, affordability, use and outcome lag. The patient has sophisticated institutions with inconsistent conversion. The Constitution, devolution, oversight, courts and public-administration systems are real achievements. Policies and budgets still lose value as they move through coordination, procurement, staffing, execution, maintenance and correction. The patient is spatially unequal. Opportunity, economic activity, services, infrastructure, cost and risk differ dramatically by county, settlement, ecology, income and household condition. National averages repeatedly conceal the people most exposed. The patient is connected to the world. Trade, capital, technology, remittances, diplomacy, diaspora and regional markets create capability and vulnerability. Kenya has regional platform strength but captures too little value through domestic suppliers, skills, brands, processing, technology and ownership. The patient is exposed to compound shocks. Climate hazards, food and fuel prices, fiscal pressure, disease, cyber risk, regional instability and household vulnerability interact. A shock in one system can become a crisis in several. The patient also has formidable assets. People, social institutions, entrepreneurs, professionals, constitutional

protections, devolution, finance, digital capability, renewable energy, ports, cities, agriculture,
ecosystems, diaspora and regional position are not footnotes. They are the material from which a better-functioning country would have to be built.

- young and adaptive people;
- diverse economic activity;
- entrepreneurial and social-finance capability;
- constitutional and devolved architecture;
- mobile money and digital systems;
- renewable-energy and geothermal experience;
- ports, aviation, logistics and regional reach;
- agricultural, ecological, cultural and tourism assets;
- professional, civic, media and research institutions;
- evidence that focused systems can deliver.
- low and uneven productivity;
- insecure work and thin household buffers;
- fiscal and debt pressure;
- gaps between access and quality;
- weak maintenance and service reliability;
- fragmented execution and accountability;
- unequal practical access to law and services;
- rapid urban growth without enough serviced land and mobility;
- climate and natural-resource exposure;
- external dependencies without sufficient switching capability.
- a demographic dividend grounded in health, mastery and productive demand;
- agricultural productivity, processing and food-system reliability;
- firm management, technology, standards and regional scale;
- renewable energy linked to productive use;
- digital and professional service exports;
- secondary cities and serviced urban growth;
- domestic long-term capital and broader ownership;
- research and technology adapted to Kenyan problems;
- deeper EAC and African market integration;
- diaspora skill, capital and networks;
- climate adaptation, maintenance and natural-capital industries.
- continued labour-market entry;
- household affordability and care burdens;
- debt service and revenue demands;
- water stress and urban service demand;
- learning and health quality;
- infrastructure maintenance;
- rising chronic disease;
- public distrust and incomplete correction;
- climate, cyber and geopolitical shocks.

We do not know enough about current household net wealth, informal-firm productivity and progression, service quality by county and facility, disability outcomes, the full stock and condition of public assets, contingent fiscal

liabilities, current comparable learning under new curricula, local climate impacts, or the precise scale and distribution of many forms of institutional failure. These are not technical omissions at the edge of the portrait. They affect what the country can see and therefore what it can govern. Kenya is not a failed state and not an empty one. It is a country of real achievement, concentrated capability and incomplete conversion. It has built much of the hardware of a modern state and diversified economy: institutions, networks, firms, schools, facilities, finance and connectivity. It has not yet built a consistently reliable operating system that turns those assets into universal mastery, productive work, broad wealth, maintained service, equal law and resilience. This book ends before treatment. It has not decided what Kenya should do. It has established the national condition that any honest explanation must confront. The next question is older than the present: How did Kenya become this country? Every national condition has a history. The concentration of land and opportunity has a history. The geography of roads, towns and productive agriculture has a history. The relationship between citizen and state has a history. So do ethnic mobilisation, labour systems, administrative power, public finance, informality, urban settlement, education, security and the expectation that access can expand while quality waits. History does not remove agency from the present. It explains the structures within which present choices are made. To understand Kenya only through the latest budget, election or scandal is to arrive at the final chapter of a long book and mistake it for the beginning. Book 02 goes backward so that the rest of the series can move forward. Kenya in the mid-2020s is a young, urbanising, lower-middle-income republic with a diversified economy, sophisticated constitutional architecture, strong social adaptation, regional influence, digital-financial capability and major renewable, agricultural and geographic assets. Its central condition is incomplete conversion. Access to school does not consistently become mastery. Health registration or facility contact does not consistently become reliable care. Work does not consistently become security or assets. Enterprise formation does not consistently become productivity and scale. Financial access does not consistently become financial health. Infrastructure spending does not consistently become reliable maintained service. Laws, policies, budgets and audits do not consistently become fair outcomes and correction. Global connection does not consistently become domestic value, ownership and strategic capability. The national average hides profound variation by county, ecology, settlement, wealth, age, sex, disability, work status and enterprise size. Kenya’s households and firms often adapt around unreliable systems, creating resilience but transferring public failure into private cost. The state’s fiscal position limits room to respond. Debt obligations, recurrent needs, county finance, social protection, infrastructure and new ambitions compete inside a constrained envelope. Yet fiscal pressure alone does not explain outcomes:

capability, coordination, maintenance, accountability and productivity determine what resources become. The country's assets are substantial. They make transformation plausible. They do not make it automatic. The unanswered questions concern origins and mechanisms: how these patterns formed, why they persist and which are symptoms rather than causes. Those questions belong to the next volumes. This manuscript is derived from the project's 2026 national baseline and checked against the later specialist modules and National Synthesis. It uses Kenyan official statistics and administrative records as the primary evidence base, supplemented by international technical sources, surveys, research and verified reporting. Important claims in the typeset edition must be linked to the publication Evidence Room. Each quantitative claim must show its data year and source. The editorial team must complete an underlying-source audit before press; values in research drafts must not be copied without verification. The book separates:

- population estimates from census counts;
- projections from observed outcomes;
- access from reliability, quality, affordability, use and outcome;
- administrative records from population measures;
- spending from implementation;
- completion from operation;
- correlation from attribution;
- evidence from interpretation;
- an anomaly from proof of wrongdoing.

National statistics are disaggregated where reliable data permit. Where subgroup evidence is missing, the manuscript identifies the gap rather than inferring characteristics. Documentary cases and photography planned for the final illustrated edition must be reported and commissioned. They are not fabricated in this manuscript. This national portrait is necessarily incomplete. Data systems report at different intervals and cover different populations. Household wealth, informal-enterprise dynamics, disability outcomes, service quality, asset condition and county-level outcome evidence remain limited. Fast-changing fiscal, political, climate and technological conditions can date a claim after the manuscript freeze. The book does not attribute Kenya's national condition to one leader, party or ideology. Nor does it imply that institutions, markets, communities or households are internally uniform. A national portrait simplifies. Its obligation is to simplify honestly. If this is the Kenya we have today, how did we become this Kenya? How Kenya Became the Country It Is The second volume follows the forces that shaped the present: ecology and settlement, precolonial systems, conquest and colonial administration, land and labour, independence, centralisation, political economy, economic reform, constitutional struggle, devolution and the unfinished structures that still organise opportunity. How institutions, political economy and shocks

accumulated. !Selected historical transitions *Figure: Selected historical transitions. Used as a navigation and analytical device, not decoration.*

WHAT WE NOW KNOW

- Access is only one stage in a conversion chain.
- The chapter’s human lens is service user, business, public officer.
- The proposed visual sequence is conversion ladder + Kenya in One Glance.

WHAT REMAINS UNCERTAIN

Vital signs, fiscal and service-quality measures.

WHY THIS LEADS FORWARD

End with 3–7 findings, material uncertainty and a bridge to the next chapter.

II

UNDERSTAND HOW WE GOT HERE

What produced this Kenya?





Kenya Colony. Nairobi. Gibbs' Auto Transport Ltd., 1936. Matson Collection, Library of Congress.

THIS ACT IN ONE MINUTE

What produced this Kenya?

QUESTION

What produced this Kenya?

FINDING

The chapters that follow connect lived experience to the mechanisms, institutions and evidence needed to answer it.

WHY IT MATTERS

A national argument becomes useful only when a reader can see how its parts connect and where uncertainty remains.

CHAPTER 04

BEFORE THE BOUNDARY



Selected historical transitions. Analytical navigation, not a complete history.

THE QUESTION

Which precolonial ecological and social systems still matter?

WHY IT MATTERS

Ground history in geography and institutions.

THE ANSWER IN ONE PARAGRAPH

The present did not begin with the colonial state.

HUMAN LENS: community, pastoralist, farmer. This is an editorial lens, not an invented personal story. The Coast Had a World

SOURCE TRACE: Book 02 — The Patient’s History, source chapter 01; source line 984.

Kenya's history does not begin when Europeans arrived, and it does not begin at the modern border. For more than a millennium, communities along the eastern African coast participated in the Indian Ocean world. Monsoon winds made seasonal travel possible. Coastal settlements exchanged ivory, mangrove poles,

iron and other goods for ceramics, cloth, beads and luxuries. Islam took root. Kiswahili developed as an African language carrying layers of contact. Towns such as Mombasa, Malindi, Lamu, Pate and Gedi belonged to a maritime civilisation that was local and cosmopolitan at once. This history matters because later colonial accounts often described the region as isolated until Europe connected it. The coast contradicts that story. Connection was not new. What changed was the direction, coercive power and institutional form of connection. Portuguese intervention after the voyage of Vasco da Gama attempted to control trade and strategic passage. Omani power later displaced Portuguese dominance and linked the coast more closely to Zanzibar. These shifts were not merely contests among foreigners. Coastal rulers, merchants and communities negotiated, resisted, allied and competed. The nineteenth-century commercial expansion brought wealth to some and catastrophe to others. Ivory demand extended caravan routes. Enslavement and slave trading tore people from communities and supported plantation and domestic economies. No honest account can turn cosmopolitan exchange into romance. Who benefited? Merchant houses, political authorities and intermediaries able to control routes and commerce. Who lost? People exposed to capture, coercion, unequal exchange and violent competition. What changed? Scale, reach and the balance of power. What persisted? Coastal commercial knowledge, Islam, Kiswahili, urban culture and outward orientation.



Swahili carved door in Lamu Old Town. Photograph by Ahmed Shayo under supervision of Khadija Issa Twahir, Lamu Fort Museums Library, 16 March 2022, CC BY-SA 4.0.

The legacy is visible today in Kenya's port economy, Muslim communities, Swahili language, architecture, land disputes and continuing negotiation between coastal identity and a state whose political centre lies inland.

SEVEN QUESTIONS

What happened? A locally rooted maritime civilisation joined long-distance exchange centuries before colonial rule. Why? Monsoon navigation, coastal resources, commercial institutions and strategic location. Who benefited and lost? Benefits and power accumulated unevenly; enslaved and raided people bore the most brutal costs. What changed? External empires increasingly sought political control over exchange. What persisted? Kiswahili, Islam, coastal urbanism and global orientation. Legacy: Kenya entered the modern world with a coast already worldly—and already marked by unequal exchange. A Country Before It Was a Country

SOURCE TRACE: Book 02 — The Patient’s History, source chapter 02; source line 1011.

The territory now called Kenya contained societies organised in different ways because they lived in different ecologies and carried different histories. Pastoral communities managed herds across wide and variable landscapes. Farming communities adapted crops, settlement and authority to rainfall, soil and altitude. Fishing communities built economies around lakes, rivers and the ocean. Hunters, healers, ironworkers, traders and craftspeople connected specialised knowledge. Political authority ranged from centralised kingdoms or chiefdoms to councils, age sets, clans and dispersed institutions. These systems were not static. Communities migrated, intermarried, traded, fought, absorbed newcomers and changed language or livelihood. Boundaries were often zones rather than lines. Identity could be situational and layered. That complexity matters because colonial administration later treated “tribes” as fixed units with bounded territories and authorised representatives. Officials did not invent every identity, but classification hardened identities and made them administrative. Land, education and political representation increasingly passed through these categories.

Land was not ownerless because it lacked an English title deed. Access could depend on lineage, community, season, use, conquest, negotiation or authority. Fallow land and grazing range could appear empty to an observer unfamiliar with ecological cycles. The difference between unused and differently used land later became legally explosive. This was not a precolonial paradise. Power was unequal. Gender and age structured authority and labour. Raiding, enslavement and warfare occurred. Drought and disease could destroy livelihoods. The analytical error is not to criticise these realities. It is to measure every society against the centralised European state and declare institutional absence wherever no bureaucracy looked familiar. The present legacy is double. Kenya inherited extraordinary ecological and social knowledge. It also inherited memories and institutions that colonial rule reclassified, exploited and sometimes empowered in new ways. Routes, Frontiers and Unequal Encounters

SOURCE TRACE: Book 02 — The Patient’s History, source chapter 03; source line 1030.

By the nineteenth century, expanding caravan networks connected the coast to the interior. Kamba and other traders moved goods and information. Political leaders taxed or protected routes. Porters carried ivory toward the coast.

Firearms, cloth and other imports moved inland. The caravan economy changed places unevenly. Some communities gained commercial and political leverage. Others became targets of raiding. Environmental shocks, including cattle disease and drought, altered settlement and power just as imperial agents were beginning to survey the region. Missionaries, explorers, merchants and imperial officials entered a landscape already in motion. Their writings became influential evidence in European capitals, but their view was partial. They often mistook temporary conditions for permanent ones and described African political arrangements through assumptions about civilisation and sovereignty. The “Scramble for Africa” transformed encounter into territorial claim. European states drew boundaries through diplomacy and rivalry largely external to the people whose lands were divided. Britain's interest in the route to the Nile and Uganda helped make the future Kenya strategically useful. What changed was not simply the arrival of outsiders. It was the arrival of a state capable of converting maps into armed jurisdiction, local agreements into claims of sovereignty and commercial routes into an imperial infrastructure programme. The boundary gathered coastal towns, fertile highlands, arid pastoral systems, lake economies and many political communities into one administrative object. Nationhood would come later. The colony came first.

WHAT WE NOW KNOW

- The present did not begin with the colonial state.
- The chapter’s human lens is community, pastoralist, farmer.
- The proposed visual sequence is ecological map + timeline.

WHAT REMAINS UNCERTAIN

Book 02 sources; boundaries of historical inference.

WHY THIS LEADS FORWARD

End with 3–7 findings, material uncertainty and a bridge to the next chapter.

CHAPTER 05

BUILDING THE MACHINE

THE QUESTION

How did land, labour and administration reshape opportunity?

WHY IT MATTERS

Connect historical architecture to present patterns.

THE ANSWER IN ONE PARAGRAPH

Administrative and spatial systems accumulated rather than vanished.

HUMAN LENS: worker, household, administrator. This is an editorial lens, not an invented personal story. The Line That Drew the Country

SOURCE TRACE: Book 02 — The Patient’s History, source chapter 04; source line 1050.

In 1895 Britain declared the East Africa Protectorate. A year later construction began on the Uganda Railway from Mombasa toward Lake Victoria. The railway is sometimes told as engineering adventure: steep escarpments, disease, wildlife, enormous cost and thousands of workers recruited from British India. All are part of the story. Its greater significance is institutional. A railway built for imperial strategy became the spine around which the colony organised land, towns, commerce and government. The line required ports, depots, workshops, supply systems, police and administration. Nairobi began as a railway depot in 1899 and became the capital in 1905. Indian labourers, artisans and traders helped build and serve the system; many stayed, forming communities whose commercial and political position would become central and contested. Railways create advantage through accumulation. A station attracts a market. A market attracts settlement and administration. Firms locate near transport. Roads feed the railway. Property values rise. Later infrastructure follows existing demand. The corridor becomes more efficient because it was already chosen. This does not mean every modern concentration is colonial destiny. Independent governments repeatedly invested in the inherited axis because it connected the largest markets and assets. Those rational decisions deepened path dependence.



The SGR and a new bypass meet in Mombasa, Kenya. Photograph: Andrew Atina, 19 November 2018, CC BY-SA 4.0.

Who benefited first? Imperial strategy, settler production and commercial intermediaries. Who paid? Taxpayers across the empire, labourers exposed to dangerous conditions, and communities whose land or movement the line disrupted. What changed? Space itself acquired a hierarchy. Today, the Mombasa–Nairobi–Rift corridor remains Kenya's principal economic and logistical spine. Book 01's concentrated geography is partly the afterlife of one nineteenth-century infrastructure decision—and a century of subsequent choices that made it harder to undo.

THEN / NOW

Then: the railway was routed to connect the coast to Uganda at strategically acceptable cost. Now: roads, pipelines, fibre, industry, cities and the newer railway reinforce the same broad corridor. Mechanism: infrastructure attracts activity; activity justifies more infrastructure.

When Land Became Crown Land

SOURCE TRACE: Book 02 — The Patient’s History, source chapter 05; source line 1074.

The colonial land transformation occurred through force, law and a change in what counted as ownership. Crown Lands ordinances declared broad areas available to the state, including land colonial authorities described as waste or unoccupied. The category could ignore seasonal grazing, fallow cultivation, customary tenure and displacement caused by conflict or disease. Large parts of the fertile highlands were alienated for European settlement. African communities were confined to reserves whose populations and livestock grew under constrained land access. Settler farming did not succeed through private initiative alone. It depended on law, credit, infrastructure, research, protected market position and labour policy. Africans faced restrictions in high-value

crops at different times and unequal access to services and capital. Land became the colony's central productive asset and central political grievance. It was also racial classification made physical. Europeans, Asians and Africans occupied different legal and economic positions. Town planning, residence and commerce reflected the hierarchy. The beneficiaries were settlers who received secure access to high-potential land and a state oriented toward their production. African communities lost land, mobility and political autonomy. Yet outcomes varied: some households found wage



Kenya Colony. Nairobi. Gibbs' Auto Transport Ltd., 1936. Matson Collection, Library of Congress; no known restrictions on publication.

opportunities, adopted crops, entered markets or accumulated within the constraints; others suffered acute landlessness and crowding. The enduring legacy is not only unequal acreage. It is a political grammar in which title, belonging, historical claim, productivity and citizenship compete. Independence abolished racial land law. It did not make land socially or politically neutral. The Tax Collector and the Labour Recruiter

SOURCE TRACE: Book 02 — The Patient's History, source chapter 06; source line 1091.

A colonial economy needed revenue and labour. Taxation helped produce both. Hut and poll taxes required payment in money. For households with limited access to cash, payment increased pressure to sell produce or labour. Pass systems, movement controls, labour ordinances and administrative coercion shaped where African workers could go and on what terms. Tax did not act alone. Land alienation and reserve pressure reduced independent livelihood options. Settler demand created wage employment. Roads and rail made migration possible. New consumption needs made cash useful. The labour market that emerged was therefore neither wholly forced nor freely chosen. Labour migration reorganised households. Men often travelled to farms, mines,

towns or public works while women carried expanded agricultural and care responsibilities. Urban settlements grew under racial controls. Workers created associations, religious communities and political networks. The same system designed to discipline labour helped create collective identities able to challenge the state. Colonial administration governed through provincial and district officers and through appointed or recognised chiefs. Some chiefs possessed local legitimacy; others gained power because the state needed intermediaries. Authority became tied to tax collection, labour demands and order. This command chain survived because it was administratively effective. Independent governments later Africanised it and used it for development, security and political control. The institution's purpose changed, but its upward logic remained. Book 01 described a state citizens often meet through an officer, permit, rule or enforcement encounter. Part of that institutional distance has deep roots in an administration designed first to make populations legible and governable. Schools for Different Futures

SOURCE TRACE: Book 02 — The Patient’s History, source chapter 07; source line 1110.

Colonial education expanded literacy and produced teachers, clerks, clergy and political leaders. It also reproduced hierarchy. Mission organisations delivered much African schooling, often combining literacy, religion, discipline, agriculture and manual training. European and Asian children attended differently resourced systems designed for different futures. African education was frequently limited by the fear that academic advancement would create expectations the colonial economy would not satisfy. Communities were not passive recipients. Parents contributed labour and money. Independent schools emerged where mission control or curriculum was rejected. Education became a route to mobility and a site of cultural conflict. The system produced a small educated African elite whose skills were indispensable to administration and later nationalism. Scarcity increased the value of credentials. It also created regional inequalities because mission presence and state investment varied. At independence, Kenya inherited both hunger for education and an unequal school map. The new state expanded access rapidly, but the architecture of high-stakes progression, credential competition and regional difference did not disappear. Today's conviction that education is the main path to mobility has historical depth. So does the frustration when years of schooling do not produce the promised place in the economy. The War Inside the Colony

SOURCE TRACE: Book 02 — The Patient’s History, source chapter 08; source line 1127.

After the Second World War, land scarcity, political exclusion, urban labour activism and rising expectations intensified pressure on colonial rule. African nationalism contained constitutional organisers, trade unionists, local movements and more militant resistance. It was not one strategy. Mau Mau emerged principally among Kikuyu communities affected by land alienation and internal inequality, while drawing participation and opposition in complex ways. Oathing created solidarity and fear. Fighters entered forests. Attacks killed

settlers, officials, loyalists and civilians. The colonial government declared a State of Emergency in 1952. Its response included mass detention, forced villagisation, collective punishment, screening, execution and abuse. The scale and death toll remain contested because categories, records and political interests differ. That uncertainty does not erase the established evidence of systematic coercion. The conflict was also a civil war within communities. Loyalists supported the government for reasons that ranged from conviction and security to local rivalry and
opportunity. Emergency institutions redistributed authority and property. People later remembered the same period as liberation, betrayal, suffering or survival. Mau Mau did not militarily defeat Britain, and independence resulted from several forces: resistance, international decolonisation, changing British calculations, African political organisation, economic cost and the impossibility of sustaining racial rule. To deny Mau Mau's role is wrong. To make it the only cause is also wrong. The Emergency accelerated African agricultural reform and political inclusion even as repression intensified. This was a recurring colonial pattern: reform arrived partly because coercive stability had failed. The legacy includes national liberation memory, unresolved claims about land and recognition, loyalist–fighter divisions, legal battles over abuse and a security-state repertoire in which exceptional powers could become ordinary tools.

WHAT THE RECORD CANNOT SETTLE

Estimates of deaths, detention and abuse vary with definitions and incomplete records. The final edition must present ranges by source and method. Precision must not be manufactured where the archive cannot support it.

WHAT WE NOW KNOW

- Administrative and spatial systems accumulated rather than vanished.
- The chapter’s human lens is worker, household, administrator.
- The proposed visual sequence is then/now map + institutional timeline.

WHAT REMAINS UNCERTAIN

Legal/historical sources; contested interpretations marked.

WHY THIS LEADS FORWARD

End with 3–7 findings, material uncertainty and a bridge to the next chapter.

CHAPTER 06

INDEPENDENCE WITHOUT A BLANK PAGE

THE QUESTION

What changed, what persisted and what was rebuilt?

WHY IT MATTERS

Explain continuity, reform, constitutional struggle and devolution.

THE ANSWER IN ONE PARAGRAPH

Independence expanded agency without erasing inherited structures.

HUMAN LENS: citizen, public servant, county resident. This is an editorial lens, not an invented personal story. The Bargain at Midnight

SOURCE TRACE: Book 02 — The Patient's History, source chapter 09; source line 1152.

Independence was both liberation and negotiation. At the Lancaster House conferences, political leaders debated the structure of the state, minority protections, regional government, land, property and the terms of transfer. KANU generally favoured a stronger centre; KADU defended majimbo regionalism, partly from fear that larger communities would dominate a unitary state. Britain sought an orderly transfer that protected interests and avoided economic collapse. The independence constitution contained regional safeguards. Property rights and market-based land transfer reduced the risk of settler flight and protected production. The settlement also limited radical redistribution. The "willing buyer, willing seller" approach, supported by external finance, transferred settler farms to African ownership. Settlement schemes placed thousands of families on land and expanded African farming. Access was unequal. Better-resourced and politically connected buyers could acquire larger holdings, while many landless people received too little or none. The bargain had real context. Kenya needed administrative continuity, export earnings, food, skills and international confidence. Leaders had witnessed violence and feared instability. Radical expropriation carried economic and diplomatic risks. But continuity was not neutral. It preserved the spatial and productive structure of the settler economy and converted land into a resource through which a new elite could accumulate. Racial ownership changed dramatically. Concentration and grievance did not disappear. The legacy is central to modern Kenya: independence transferred sovereignty without resetting every asset, border, institution or incentive. There was no blank page on which a new country could simply be drawn.

A Settler Economy Without Settlers

SOURCE TRACE: Book 02 — The Patient's History, source chapter 10; source line 1171.

The early independent state chose a mixed economy open to private and foreign capital. Sessional Paper No. 10 of 1965 presented "African Socialism" while endorsing investment, markets and state planning. This strategy produced

significant growth. Export agriculture expanded. Smallholders entered tea and coffee production more fully. Education, health and public employment grew. Africanisation moved citizens into the civil service, commerce and management. The success was real, but it operated on an inherited chassis. High-potential areas, the railway corridor and Nairobi retained advantage. Foreign firms and capital remained important. Agriculture and commodity exports carried risk. Industrial policy protected domestic production but did not produce the broad export-manufacturing transformation later achieved elsewhere. Africanisation also contained a tension. Correcting racial exclusion required rapid transfer of jobs, firms and assets. The process could create broad opportunity, but it could also favour those with education, connections and capital. An indigenous middle and upper class grew while many households remained land-poor or outside formal employment. Who benefited? New farmers, officials, professionals, business owners and households reached by services. Who lost or waited? Those outside settlement, education and patronage networks; communities in historically underinvested regions; workers whose formal opportunities did not expand fast enough. The country had not merely inherited a dual economy. It reproduced parts of it through choices that delivered stability and growth while postponing deeper redistribution and productive transformation.

How the Centre Won

SOURCE TRACE: Book 02 — The Patient’s History, source chapter 11; source line 1188.

Kenya became independent with a constitution more dispersed than the state that soon emerged. Through political merger, constitutional amendment and administrative practice, regional government weakened. KADU dissolved into KANU. Opposition narrowed. The Senate was abolished in its original form. Provincial administration remained a powerful chain from the presidency into localities. Centralisation had arguments in its favour. Leaders feared ethnic fragmentation, weak regions and external threats. A new nation needed common institutions and coordinated investment. Majimbo was associated by some with colonial divide-and-rule and minority elite protection. Centralisation also served incumbents. Control over appointments, land, licences, development and security could build loyalty and discipline rivals. The distinction between party and state narrowed. The political murder of Pio Gama Pinto in 1965, the assassination of Tom Mboya in 1969 and the killing of J. M. Kariuki in 1975 marked a climate in which dissent and succession conflict carried danger. Each case has its own evidence and unresolved questions; none should be converted into unsupported certainty. Together they shaped public understanding of power and impunity. By the end of the Kenyatta era, stability and growth coexisted with concentrated executive authority, unequal development and unresolved land claims. The state had become Kenyan. Its vertical habits remained recognisable. Growth, Silence and the Price of Stability

SOURCE TRACE: Book 02 — The Patient’s History, source chapter 12; source line 1205.

The first independence decade is remembered through incompatible truths. Economic growth was strong. African smallholder production expanded. Public institutions gained capability. Schools, roads, health services and formal employment reached more people. Kenya avoided military rule and major state collapse. At the same time, political competition contracted. Land and opportunity accumulated unevenly. Regions with existing productive potential or political access often advanced faster. Security institutions constrained dissent. Official narratives of unity could make inequality or historical grievance appear disloyal. Stability is valuable, especially in a new state. But its price depends on how it is produced. Stability grounded in fair rules and broad confidence creates durable
cooperation. Stability grounded in silence can preserve conflicts until a later shock reveals them. The Kenyatta era's deepest legacy may be the national bargain between growth, continuity and concentrated power. It became a model later governments would adapt: distribute development, manage elite coalitions, invoke unity and keep decisive authority near the centre. This was not inevitable. It was a political settlement that solved some urgent problems and carried others forward. Nyayo and the Closed State

SOURCE TRACE: Book 02 — The Patient’s History, source chapter 13; source line 1225.

Daniel arap Moi succeeded Jomo Kenyatta in 1978 despite efforts by some insiders to block the constitutional transition. His early language of peace, love and unity carried hopes of a less concentrated order. The attempted coup of August 1982 became a decisive rupture. Its violence and fear were real. The response entrenched surveillance, detention, loyalty tests and presidential control. Earlier that year, Kenya had become a de jure one-party state through Section 2A. KANU institutions penetrated public life. Provincial administration, security agencies, public appointments and development resources helped manage political allegiance. Universities, churches, lawyers, journalists and underground movements became important sites of resistance. One-party rule did not eliminate political competition. It moved competition inside the ruling party and state. Politicians still mobilised regional and ethnic constituencies; access to the president and public resources became central. The beneficiaries were those able to operate within patronage and loyalty networks. Critics faced exclusion, detention, exile or professional cost. Ordinary citizens could receive development through political connection while learning that rights were negotiable. The institutional legacy is not that Kenya remains a one-party state. It does not. The legacy lies in habits: conflating government with incumbent interest, using administration for political intelligence, and treating public appointments as coalition currency. When the State Ran Out of Road

SOURCE TRACE: Book 02 — The Patient’s History, source chapter 14; source line 1242.

The economic environment became harsher from the late 1970s. Oil shocks, commodity volatility, drought, debt, demographic growth and global recession strained the post-independence model. Protected industry had created

production but often remained dependent on imported inputs and a small domestic market. Public enterprises accumulated inefficiency and political interference. Fiscal pressure grew. Corruption became more damaging as institutional checks weakened. The Goldenberg scandal of the 1990s, involving compensation for fictitious or inflated gold and diamond exports, became a symbol of systemic extraction from the state. Estimates of total loss vary and must be attributed carefully. Its importance lies not only in the amount, but in the interaction among private actors, public officials, banks and policy instruments. Economic stagnation changed the social contract. The state had promised education, employment and development. A rapidly growing young population entered a labour market unable to provide enough formal work. Informal enterprise expanded as adaptation. The same state that appeared politically omnipresent was becoming less capable of reliable provision. Control and capability are not the same thing.

The Adjustment Years

SOURCE TRACE: Book 02 — The Patient’s History, source chapter 15; source line 1257.

Structural adjustment arrived as both diagnosis and condition. International financial institutions and donors argued that fiscal deficits, overvalued exchange rates, protected markets, inefficient public enterprises and state controls were suppressing growth. Reforms included liberalisation, privatisation, civil-service restructuring, reduced subsidies and cost sharing in public services. Some changes addressed genuine problems. Foreign-exchange and price controls could create shortage and rent-seeking. Protected firms could remain inefficient. Unsustainable budgets could not continue indefinitely. But adjustment was not a laboratory exercise. It entered households. Fees affected health and education access. Retrenchment removed incomes. Agricultural and industrial firms faced competition before all could adapt. State capability weakened in some areas just when demographic and social demand was rising. The distribution of costs mattered. Better-capitalised firms and consumers could benefit from choice and efficiency. Workers in protected sectors, small producers, public employees and service users could carry immediate losses. Women often absorbed the unpaid care created when public provision contracted. It is too simple to say adjustment caused every later weakness. Domestic choices, corruption, policy sequencing, external shocks and earlier structural problems
mattered. It is also too simple to call reform technically necessary and ignore who paid. The enduring legacy is a more open economy, a changed state–market boundary, deep public memory of externally imposed austerity and reduced faith that macroeconomic reform necessarily improves daily life.

THE DECISION

Liberalisation was not one event. Different markets opened at different times under different pressures. The final edition must show sequence, sector and

consequence rather than use “structural adjustment” as a single explanation for two decades. Democracy Returns, the Machine Remains

SOURCE TRACE: Book 02 — The Patient’s History, source chapter 16; source line 1279.

Domestic mobilisation, churches, civil society, lawyers, opposition leaders, students, international pressure and the end of the Cold War converged. In 1991, Section 2A was repealed and multiparty politics formally returned. The first multiparty elections did not occur on a neutral field. The ruling party retained state resources, administrative reach and incumbent advantage. Opposition division reduced its electoral strength. Violence and displacement in parts of the Rift Valley and coast revealed how land, identity and political competition could be organised together. Ethnicity did not suddenly appear in 1991. Colonial classification, uneven development, land settlement and patronage had given identity political material. Under a presidency controlling substantial resources, elections could be understood as contests over group access to the state. Multipartyism changed real things: open opposition, public debate, civic organisation and the possibility of alternation. It did not automatically transform the administrative state, security institutions, political finance or winner-take-all incentives. Constitutional reform therefore became more than a demand for elections. It became an attempt to change the machine on which elections operated. The Election That Ended an Era

SOURCE TRACE: Book 02 — The Patient’s History, source chapter 17; source line 1297.

The 2002 election produced Kenya's first transfer of power between ruling parties. The NARC coalition united opposition forces around constitutional reform, anti-corruption and a break with KANU rule. The emotional change was immediate. Citizens experienced alternation as proof that the presidency could change without state collapse. Economic confidence improved. Free primary education in 2003 brought roughly 1.3 million additional children into school almost at once. The expansion revealed a recurring Kenyan pattern. Access could be changed by political decision faster than classrooms, teachers, materials and management could adjust. The reform was not false because quality suffered. It was incomplete because implementation capacity lagged ambition. The coalition's constitutional agreement fractured. The 2005 referendum exposed elite division. The Anglo Leasing scandal damaged the anti-corruption promise. Growth returned, but institutional transformation remained partial. The lesson was not that democratic alternation changes nothing. It changed political possibility. The lesson was that replacing leadership is not the same as replacing incentives, administrative habits and coalition bargains. Forty-One Days That Changed the Republic

SOURCE TRACE: Book 02 — The Patient’s History, source chapter 18; source line 1312.

The disputed presidential election of December 2007 triggered one of independent Kenya's deepest crises. The credibility of the tally collapsed. Protests, police violence, organised attacks, local revenge and historical grievance produced mass death and displacement. Reported totals vary by

source, but roughly 1,100 to 1,500 people were killed and hundreds of thousands displaced. Behind the totals were distinct local histories. In some places, political organisers weaponised identity. In others, land and settlement grievances shaped targets. Security forces used lethal force. Neighbours protected one another as well as attacked. The crisis demonstrated that the problem was larger than a disputed count. A winner-take-all presidency, weak electoral trust, land grievance, impunity, youth exclusion and ethnic coalition politics formed a combustible system. International mediation led by Kofi Annan produced the National Accord and a coalition government. Commissions investigated elections, violence and underlying causes. The International Criminal Court later pursued cases that ultimately collapsed or were withdrawn amid evidentiary and cooperation problems. Absence of conviction is not proof that violence was imaginary; allegation is not proof of individual guilt.
The crisis created the binding pressure that decades of constitutional advocacy had not. Kenya would redesign the state because the cost of leaving it unchanged had become undeniable. Writing a Different State
SOURCE TRACE: Book 02 — The Patient’s History, source chapter 19; source line 1327.
The Constitution approved in the 2010 referendum attempted to answer Kenya's historical concentration of power. It strengthened rights, judicial independence, public-finance principles, legislative checks, commissions and offices. It limited presidential authority and recreated a bicameral Parliament. Most visibly, it established forty-seven county governments with elected leadership and substantial functions. The document also addressed land, equality, public participation, leadership and integrity. It was not produced from nothing. Earlier reform efforts, court struggles, civil society, political bargains, expert work and the 2007–08 crisis all fed the settlement. A constitution redistributes authority on paper. Institutions then fight over the meaning of the text. Courts interpret. Parliament legislates. Executives test limits. Citizens mobilise rights. Budgets determine whether formal functions become practical capability. The 2010 Constitution is therefore both rupture and arena. It dismantled the formal one-centre state without instantly removing centralising habits, patronage or unequal capacity. Its most important historical achievement may be that conflict over power increasingly occurs through constitutional language and institutions rather than outside them. That achievement remains incomplete and consequential.

Forty-Seven Experiments

SOURCE TRACE: Book 02 — The Patient’s History, source chapter 20; source line 1344.
County governments began operating in 2013. Devolution reversed a century of administrative concentration more directly than any earlier reform. For historically marginalised places, county budgets made government visible in new ways: facilities, roads, water schemes, markets, local employment and political voice. Transfers redistributed public resources geographically. Local elections created forty-seven centres of executive and legislative competition.

Devolution also reproduced parts of the national political economy. Procurement, payroll, patronage and elite competition moved closer to communities. New offices could increase participation or multiply gatekeepers. Capacity varied. Delayed transfers and overlapping national–county roles complicated delivery. This is not a contradiction that can be resolved by declaring devolution success or failure. An institution can redistribute resources, deepen representation and still create new forms of waste. The correct question is compared with what, for whom and through which outcome. Devolution's deepest effect may be constitutional expectation. Citizens can now identify a county government responsible for many daily services. Governors and assemblies have their own democratic legitimacy. Re-centralisation is no longer merely an administrative decision; it would confront institutions and constituencies built over more than a decade. Book 01's several Kenyas now possess several governments within one republic. That is a historical transformation, not simply a new tier. The Phone Became a Bank

SOURCE TRACE: Book 02 — The Patient’s History, source chapter 21; source line 1364.

Not every decisive historical change begins in Parliament or a constitutional conference. Telecommunications liberalisation, mobile networks, regulatory experimentation, banking gaps and household demand created the conditions for M-Pesa, launched by Safaricom in 2007. What began through a development-supported pilot and corporate innovation became a national payment infrastructure. The agent network changed the geography of finance. People could send money without travelling or relying on informal couriers. Households managed emergencies and distance differently. Firms received payment. New credit, savings and service models followed. M-Pesa succeeded partly because it fit existing social practice: urban and migrant earners already supported family networks across distance. Technology did not invent remittance. It made it faster, safer and more legible. Regulatory tolerance mattered. Authorities allowed a model to develop before forcing it into an unsuitable category. Market concentration and consumer risk later created new regulatory questions. Innovation solved some frictions and generated others. This is one of Kenya's clearest breaks with inherited structure. The country did not merely adapt a colonial institution. It created a system that influenced the world.

The historical lesson is not that technology bypasses institutions. It is that institutions sometimes enable transformation by allowing experimentation while building protection as evidence accumulates.

The Infrastructure State Returns

SOURCE TRACE: Book 02 — The Patient’s History, source chapter 22; source line 1383.

Vision 2030 revived an old conviction: infrastructure could reorganise the economy. Roads, electricity, ports, digital networks and geothermal generation expanded. The standard-gauge railway created a new Mombasa–Nairobi transport asset broadly aligned with the corridor first fixed by the colonial

railway. Later plans imagined regional extension. Financing changed the state's relationship with the world. Chinese lending and construction became prominent. Kenya entered international commercial bond markets. Debt-funded projects could be built before tax revenue existed to pay for them. The benefits are visible in assets and connectivity. The costs are visible in debt service, foreign-exchange exposure, operating economics and reduced fiscal room. A project may be strategically useful while its procurement, financing or demand assumptions remain contested. The long historical pattern is striking. Infrastructure creates geography, and geography creates political demand for more infrastructure. The modern state inherited the corridor and chose to reinforce it. This is not proof that the investment was wrong. It is evidence that present choices are made inside landscapes created by previous choices. The Country Becomes Young, Urban and Online

SOURCE TRACE: Book 02 — The Patient’s History, source chapter 23; source line 1400.

Kenya's population grew from fewer than nine million people around independence to more than fifty million by the 2020s. The exact present figure is estimated between censuses; the transformation is beyond dispute. A larger, younger population changed every inherited system. Schools expanded under pressure. Land subdivided. Towns grew. Formal employment failed to absorb labour-market entry, and informal work became the dominant adaptation. Family structures, fertility and migration changed. Urbanisation created new identities and political constituencies. Nairobi became a metropolis; Mombasa, Kisumu, Nakuru, Eldoret and secondary towns expanded.

Informal settlements placed citizens close to work while exposing them to insecure tenure and inadequate services. Private media, FM radio, mobile phones and social platforms altered political communication. Information moved faster and around official gatekeepers. The same networks enabled civic mobilisation, business and creativity while spreading abuse and misinformation. Globalisation widened aspiration. Kenyan professionals, artists, athletes, firms and migrants joined international networks. Imports changed consumption and production. External shocks travelled quickly through fuel, food, finance, tourism and technology. These changes are genuinely new in scale. They do not erase older structures. A young person searches for digital work inside an economy still shaped by land, corridor geography, credential hierarchies and state access. A county operates through constitutional devolution while depending on national fiscal decisions. A mobile payment crosses distance instantly while a physical service remains far away. History layers systems. It rarely clears the ground. The Past Is Not Past—and It Is Not Destiny

SOURCE TRACE: Book 02 — The Patient’s History, source chapter 24; source line 1419.

Book 01 diagnosed a country of real capability and incomplete conversion. History now allows that diagnosis to be separated into inheritances, choices, transformations and new pressures.

• a border enclosing very different ecologies and political histories;
• a coast already connected to the world;
• a railway-centred economic geography;
• unequal land distribution and contested tenure;
• a vertical administrative state;
• racially differentiated education, commerce and urban space;
• an export-oriented agricultural economy and narrow industrial base;
• regional inequalities made durable by cumulative investment.
• continuity, property protection and market-based land transfer rather than wholesale rupture;
• a mixed economy open to foreign capital;
• Africanisation of state, commerce and farming;
• executive centralisation and the dismantling of early regional government;
• later one-party rule and loyalty-based administration;
• liberalisation and structural adjustment under domestic and external pressure;
• constitutional redesign and devolution;
• debt-financed infrastructure on a large scale.
• racial rule and formal settler privilege;
• access to education and public services;
• political competition and the possibility of alternation;
• constitutional rights, checks and territorial distribution of power;
• telecommunications and financial access;
• African professional, commercial and administrative leadership;
• parts of the energy, transport and digital system.
• land as asset, identity and grievance;
• corridor concentration;
• the centralising reflex;
• patronage as a way of organising coalitions;
• political mobilisation around community access to state resources;
• a large informal economy and limited structural transformation;
• investigation without consistent consequence;
• access expanding faster than quality and institutional conversion.
• the scale and youth of the population;
• mass urban life;
• constitutional county government;
• mobile money and digital interdependence;
• commercial sovereign debt exposure;
• climate stress interacting with dense settlement and infrastructure;
• instantaneous political communication;
• deeper regional and global economic integration.

History rejects two comforting stories. The first says Kenya's present was fixed by colonialism. Colonial rule profoundly shaped land, geography, administration and inequality. But independent governments repeatedly made choices. Some preserved inherited advantage; some deepened it; some dismantled it. Responsibility did not end in 1963, and agency did not begin there. The second says every national problem is the product of recent leaders. Governments matter enormously, but they govern through institutions, assets, expectations

and conflicts built over generations. A new administration does not receive an empty state. The more accurate story is cumulative. The railway created a corridor. Settler policy concentrated productive investment around it. Independence preserved much of its economic value. Later infrastructure reinforced it. The colonial administration built a vertical chain. Independent leaders found it useful. One-party rule strengthened it.

The 2010 Constitution created counterweights, but habits and capacities changed more slowly than law. Land was alienated by colonial law. Market-based transfer preserved production and avoided mass expropriation, but distributed ownership unevenly. Settlement and patronage gave land an ethnic political meaning in some regions. Later elections mobilised that history. Urbanisation then added a different land crisis based on serviced location, tenure and housing. Education was racially unequal and geographically uneven. Independence expanded it as citizenship and mobility. Free primary education widened entry dramatically. Yet an economy unable to create enough productive work made credentials simultaneously necessary and insufficient. This is how the national condition formed: not through one cause, one betrayal or one hero, but through systems that accumulated.

THE FINAL SEVEN QUESTIONS

What happened? A pre-existing mosaic of connected societies was enclosed by an extractive colonial state, inherited by a sovereign republic, centralised, liberalised, democratised, constitutionally redesigned and digitally transformed. Why? Strategic power, economic interests, ecological realities, political bargains, social mobilisation, external shocks and institutional incentives interacted. Who benefited? Benefits shifted—from coastal and caravan elites, settlers and intermediaries to post-independence farmers, officials, professionals, firms, political coalitions and citizens reached by expanding systems. They never reached everyone equally. Who lost? People dispossessed, coerced, excluded, detained, displaced, retrenched, under-served or made to pay for transitions they did not control. What changed? Sovereignty, racial law, mass education, political competition, rights, devolution, technology and social expectation. What persisted? Spatial concentration, unequal assets, vertical administration, patronage, informality and weak conversion from public promise to shared outcome. What legacy remains? A country constrained by inherited structures but repeatedly capable of creating new institutions. The Kenya described in Book 01 did not appear out of nowhere. Its strengths have histories. Its vulnerabilities have histories. Its institutions carry both memory and possibility.

History is not a verdict against the future. It is the evidence that the future will otherwise misunderstand. COMMON STORY: Kenya before colonial rule was an empty or politically unorganised space WHAT THE EVIDENCE SUPPORTS: The territory later named Kenya contained diverse societies with systems of

authority, tenure, production, exchange, belief, conflict and environmental adaptation. The coast belonged to an old Indian Ocean world; interior communities traded, migrated and negotiated changing frontiers. WHAT THE EVIDENCE DOES NOT ESTABLISH: It does not establish one pre-existing Kenyan nation-state, one political system or an unchanging map of communities. WHAT REMAINS CONTESTED: The dating, scale and meaning of particular migrations and political formations, especially where archaeology, oral tradition and later written records differ. COMMON STORY: The railway merely connected places that were already destined to dominate WHAT THE EVIDENCE SUPPORTS: The railway, its depots and the security and settler economy built around it helped create Nairobi and a corridor of cumulative investment. WHAT THE EVIDENCE DOES NOT ESTABLISH: Geography had no influence, or every modern regional disparity was caused by the railway alone. WHAT REMAINS CONTESTED: The share of present concentration attributable to original route choice rather than a century of subsequent public and private decisions. COMMON STORY: Every contemporary land dispute is a direct colonial dispute WHAT THE EVIDENCE SUPPORTS: Colonial alienation, reserves, title law and settlement created durable inequalities and grievances in important regions. WHAT THE EVIDENCE DOES NOT ESTABLISH: One origin for every dispute. Post-independence allocation, succession, subdivision, speculation, conservation, infrastructure, urbanisation and fraud created new conflicts and transformed old ones. WHAT REMAINS CONTESTED: Particular chains of title, historical occupation and remedy; these require local evidence rather than national analogy. COMMON STORY: Independence changed only the colour of those who governed WHAT THE EVIDENCE SUPPORTS: Administrative continuity, property protection and executive centralisation preserved important features of the inherited state and economy.
WHAT THE EVIDENCE DOES NOT ESTABLISH: That sovereignty, racial law, African ownership, mass education, public employment and political citizenship were cosmetic changes. They were profound transformations, distributed unevenly. WHAT REMAINS CONTESTED: Whether alternative settlements were politically or economically feasible and how their risks should be weighed against the settlement chosen. COMMON STORY: Kenya's early growth proves the post-independence model succeeded—or that it failed WHAT THE EVIDENCE SUPPORTS: Early decades combined substantial growth, smallholder expansion, Africanisation and service extension with concentration, political narrowing and unequal asset access. WHAT THE EVIDENCE DOES NOT ESTABLISH: One aggregate growth number cannot determine distribution, freedom, sustainability or the counterfactual performance of another model. WHAT REMAINS CONTESTED: The relative contribution of inherited assets, commodity conditions, policy, external capital and political stability. COMMON STORY: Structural adjustment alone created today's informal economy and

weak services WHAT THE EVIDENCE SUPPORTS: Adjustment and liberalisation changed prices, employment, public provision and sector incentives, often imposing large transitional costs. WHAT THE EVIDENCE DOES NOT ESTABLISH: A single policy package explains informality, which also reflects demography, firm productivity, urbanisation, regulation, education, technology and earlier structural dualism. WHAT REMAINS CONTESTED: Sector-specific welfare effects and the credible alternatives available under the fiscal and external constraints of each moment. COMMON STORY: Multiparty democracy dismantled the old political machine WHAT THE EVIDENCE SUPPORTS: Competition, civic space and the possibility of alternation changed fundamentally. WHAT THE EVIDENCE DOES NOT ESTABLISH: Electoral competition automatically altered administrative incentives, land networks, campaign finance, security accountability or winner-take-all expectations. WHAT REMAINS CONTESTED: How much continuity belongs to institutions, party weakness, elite bargains, voter incentives or the design of executive power. COMMON STORY: The 2010 Constitution either solved Kenya's institutional problem or changed nothing WHAT THE EVIDENCE SUPPORTS: It created real rights, courts, commissions, bicameralism, public-finance rules and county governments. It also entered institutions whose capacities and incentives did not reset on promulgation day.
WHAT THE EVIDENCE DOES NOT ESTABLISH: Formal design guarantees implementation; nor does incomplete implementation make design irrelevant. WHAT REMAINS CONTESTED: Which failures reflect constitutional design, legislation, resources, institutional culture, political resistance or citizen enforcement. COMMON STORY: Mobile money proves technology can bypass institutions WHAT THE EVIDENCE SUPPORTS: Kenya created a major institutional and commercial innovation that reduced transaction distance and enabled new services. WHAT THE EVIDENCE DOES NOT ESTABLISH: Technology operates outside law, regulation, infrastructure, market power, identity systems or social inequality. WHAT REMAINS CONTESTED: Distribution of long-run productivity benefits and the balance between inclusion, competition, consumer protection and surveillance risk. Assets inherited or created A strategic coast; varied ecologies; agricultural capability; a transport and urban spine; regional commercial networks; a multilingual population; and accumulated social institutions whose origins precede the state. Institutions inherited or built A capable but originally coercive administrative tradition; a sovereign civil service; elected institutions; courts; public universities; regulators; independent commissions; and forty-seven constitutional county governments. Their quality and autonomy vary; existence is not performance. Infrastructure inherited or expanded The railway corridor, ports and administrative towns became the base for roads, aviation, telecommunications, energy and new rail. Cumulative investment generated capability and

concentration at once. Social capabilities developed Mass literacy, professional formation, public health knowledge, associational life, labour organisation, women's economic participation, civic mobilisation and a public expectation that the state must justify itself. Economic capabilities developed Commercial smallholder agriculture, tourism, finance, logistics, regional services, manufacturing capability, entrepreneurship, mobile payments and digital production. These capabilities did not absorb labour or distribute security evenly.

Structural inequalities inherited Unequal land access; regional disparities linked to ecology and selective investment; urban land and service inequality; and differentiated starting points in education, infrastructure and political access. Institutional weaknesses inherited or reproduced Vertical command, opacity, security impunity in documented episodes, patronage, weak correction after audit and investigation, and an implementation gap between formal promise and lived outcome. Conflicts inherited Land claims, disputed memories of collaboration and resistance, boundary-divided communities, and struggles over whose history receives official recognition. Later governments created additional conflicts; inheritance is not an alibi. Opportunities created Sovereignty; African ownership and leadership; mass education; competitive politics; constitutional rights; devolution; regional integration; renewable energy; digital networks; and a society able to organise at national scale. Problems transformed but not eliminated Racial exclusion became unequal asset and class access; provincial centralisation became national executive concentration before devolution; colonial labour segmentation became a different formal–informal divide; differentiated schooling became mass access with unequal quality. Problems that changed form Land pressure moved from reserves and settler alienation to settlement, succession, subdivision, speculation and urban service scarcity. External dependence moved from imperial command to trade, debt, aid, security and investment relationships negotiated by a sovereign state. Information control moved from licensing and censorship into a digital struggle over platforms, surveillance, misinformation and attention. The balance sheet does not calculate a moral net worth. It identifies what present institutions received, what later generations added, and where responsibility for continued reproduction now lies. Return to the morning with which Book 01 began. The commuter enters a corridor first fixed by railway. The family negotiates land whose title, subdivision or informality carries legal history. The child enters a school system built through missionary provision, racial hierarchy, independence expansion and mass access. The public officer works inside a state whose vertical chain predates independence and whose constitutional checks are recent. The trader receives mobile money through a system Kenya created rather than inherited. The

county clinic represents a territorial redistribution of power that earlier governments dismantled and the 2010 Constitution restored in a new form. Every ordinary morning is historical. That does not mean every inconvenience requires a century of explanation. A medicine stockout today has current owners. A recent debt contract is a recent decision. A corrupt procurement cannot be excused by the colonial state. History clarifies responsibility when it distinguishes inherited constraint from present choice. Book 01 asked what Kenya is like now. Book 02 has shown why many of those conditions are durable—and why durability is not permanence. The final historical question is therefore neither nostalgic nor condemnatory: Which parts of Kenya's present are accidents of history, which are consequences of deliberate choices, which are structural inheritances, and which can still be changed? The next question opens the living system those histories produced: If history explains how Kenya became what it is, what exactly is Kenya made of — and how does all of it work together? Kenya's current condition is the product of six interacting historical layers. First, precolonial plurality and connection. The coast participated in Indian Ocean exchange for centuries; interior societies developed diverse systems of authority, production, mobility and trade. Colonial rule did not connect an empty or isolated land. Second, the colonial machine. Railway, land law, taxation, labour control, racial hierarchy, differentiated education and vertical administration reorganised space and opportunity. Nairobi and the transport corridor accumulated advantage. Land became the colony's central productive asset and political grievance. Third, negotiated independence and continuity. Sovereignty and racial rule changed fundamentally. The new government preserved property, administrative capability, export production and openness to capital. Market-based land transfer widened African ownership while leaving concentration and grievance unresolved. Fourth, centralisation and constrained transformation. Early growth, Africanisation and service expansion coexisted with shrinking opposition and concentrated executive power. The Moi era deepened one-party control as economic pressure, corruption and demographic growth weakened performance. Structural adjustment opened markets and redefined the state while transferring substantial costs to households and firms. Fifth, democratic rupture and constitutional redesign. Multiparty politics returned without immediately changing the machinery of power. The 2002 alternation expanded political possibility. The 2007–08 crisis exposed the danger of winner-take-all competition layered over land, identity and impunity. The 2010 Constitution created rights, checks and devolution; counties redistributed authority and resources while also reproducing parts of the national political economy. Sixth, new technological, demographic and financial layers. Mobile money created a globally significant break with inherited systems. Mass urbanisation, a young population and digital communication altered society.

Large infrastructure investment reinforced inherited geography and created new fiscal exposure. The causal conclusion is neither determinism nor amnesia. Kenya's inherited structures shape costs and incentives. Independent choices explain why some persisted. Constitutional, social and technological transformations prove that path dependence can be broken. This manuscript draws on the project's Batch 02 historical diagnosis and cross-checks present-day links against Book 01 and the National Synthesis. The final source apparatus must privilege primary records and authoritative scholarship over tertiary summaries. Historical claims are evaluated through five tests: 1. Chronology: Did the proposed cause precede the outcome? 2. Mechanism: Through what institution, incentive, asset or behaviour did influence travel? 3. Alternative explanation: What else could account for the outcome? 4. Persistence: Why did the effect survive later changes? 5. Scope: Where and for whom did the claim hold? The publication distinguishes:

- event from later memory;
- primary-source statement from verified fact;
- origin from continued reproduction;
- national process from local variation;
- legal change from operational change;
- contemporary judgement from historically available alternatives;
- quantitative estimate from exact count.

Every archival object in the illustrated edition must include creator, date, location, repository, catalogue reference, rights and a note explaining what the object can and cannot establish. The archive is incomplete and unequal. Precolonial histories depend on archaeology, linguistics, oral traditions and external written records with different limits. Colonial files reflect the priorities and prejudices of the governing state. Records concerning detention, violence, land and intelligence may be incomplete, withheld, destroyed or categorised strategically.

Key numerical disputes—including Emergency mortality and detention, losses from major corruption scandals, displacement and some long-run economic series—must be presented as attributed ranges where methods differ. Ethnic categories change over time and must not be projected backward as timeless, uniform identities. “Kenya” before the boundary is geographical shorthand, not a claim that the present nation-state already existed. Local histories vary. A national causal narrative cannot substitute for county, community, gender, labour and family histories. Documentary cases in the final illustrated edition require consent, provenance and explicit acknowledgement that no individual represents an entire period or group. DATA GAP — reliable evidence not yet located: a consistent long-run dataset connecting public investment, transport access and county economic output across the entire colonial-to-present period. ARCHIVE GAP: final rights-cleared images, newspaper reproductions, private collections and oral histories have not been acquired for this editorial reading

manuscript. What Kenya Is Made Of — and How It Works Together Book 02 explains how Kenya became what it is. Book 03 opens the living national system in the present: people, households, firms, sectors, counties, institutions, infrastructure, ecosystems, money and power—and the relationships through which one part changes another. A body map of institutions, flows, incentives and feedback. !How Kenya works: system map *Figure: How Kenya works: system map. Used as a navigation and analytical device, not decoration.*

WHAT WE NOW KNOW

- Independence expanded agency without erasing inherited structures.
- The chapter’s human lens is citizen, public servant, county resident.
- The proposed visual sequence is continuity/change matrix.

WHAT REMAINS UNCERTAIN

Constitutional and historical evidence.

WHY THIS LEADS FORWARD

End with 3–7 findings, material uncertainty and a bridge to the next chapter.

III

UNDERSTAND HOW KENYA WORKS

What happens beneath the headlines?

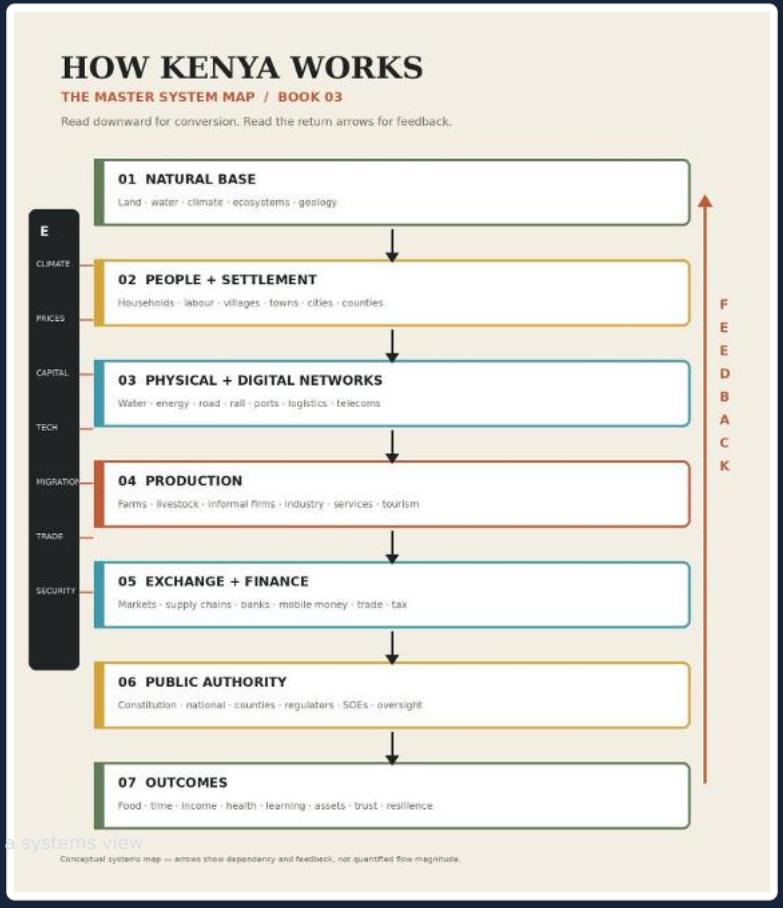

How Kenya works: a systems view.

THIS ACT IN ONE MINUTE

What happens beneath the headlines?

QUESTION

What happens beneath the headlines?

FINDING

The chapters that follow connect lived experience to the mechanisms, institutions and evidence needed to answer it.

WHY IT MATTERS

A national argument becomes useful only when a reader can see how its parts connect and where uncertainty remains.

CHAPTER 07

THE FLOWS THAT HOLD A COUNTRY TOGETHER

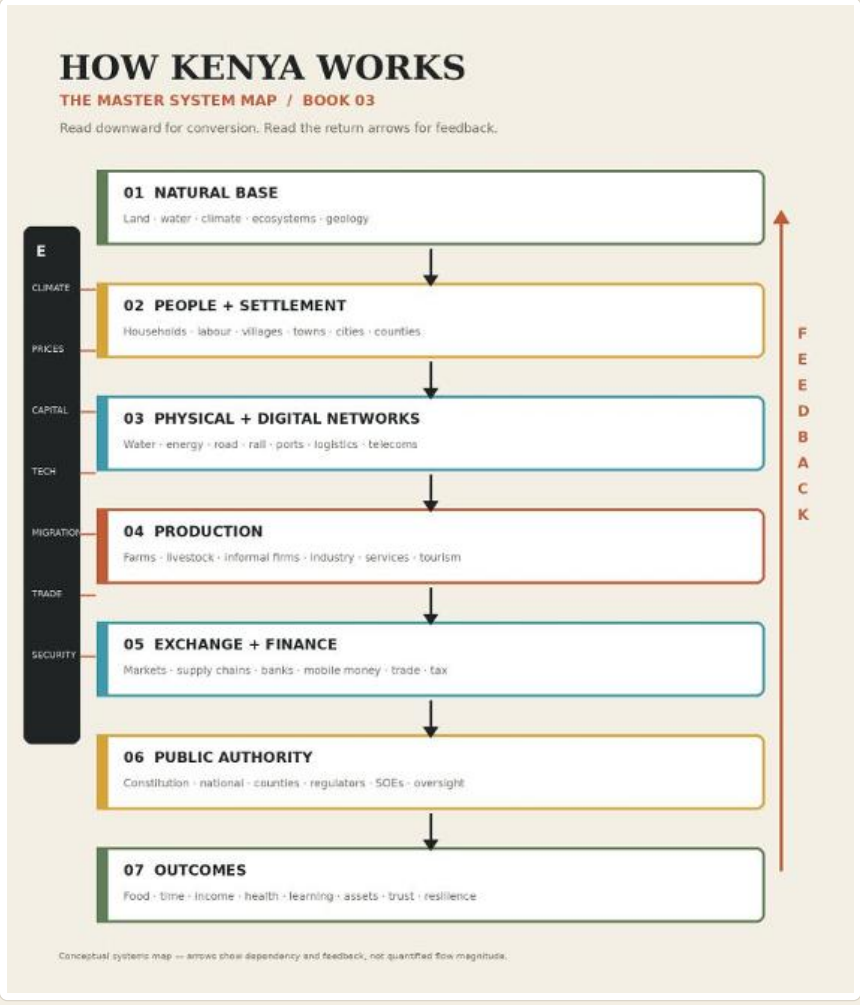

How Kenya works: a systems view.

THE QUESTION

What must move for daily life to work?

WHY IT MATTERS

Make national systems visible.



Mount Kenya, 23 December 2005. Photograph: Ruud Zwart, CC BY-SA 2.5 Netherlands.

THE ANSWER IN ONE PARAGRAPH

Countries operate through connected flows, not sector silos.

HUMAN LENS: commuter, household, trader. This is an editorial lens, not an invented personal story. A Country of Gradients

SOURCE TRACE: Book 03 — The Body, source chapter 01; source line 1790.

Kenya rises from the Indian Ocean through coastal lowlands and plateaus toward highlands divided by the Rift Valley, then descends toward Lake Victoria and stretches north and east across vast drylands. This relief organises temperature, rainfall, soil, vegetation, settlement and transport. The highlands capture moisture and support dense farming and cities. The arid and semi-arid lands cover roughly four-fifths of the territory under commonly used classifications, yet hold major livestock, wildlife, renewable-energy and cross-border assets. The Lake Victoria basin joins Kenya to a regional water and economic system. The coast connects it to the world. National averages flatten this geography. “Annual rainfall” says little when precipitation arrives in different seasons, intensities and reliability. A kilometre of infrastructure in a dense county reaches many people; the same kilometre in a sparse pastoral area serves mobility across territory. Equal provision can therefore produce unequal access. Ecology is not a backdrop. It is an input into the economy. Rain enters food prices and hydropower. Catchment degradation enters urban water. Heat enters labour productivity and cooling demand. Floodplains become settlement risk when land markets and planning fail. Kenya’s physical system is increasingly exposed to extremes. Drought and flood can occur in sequence. A hazard becomes disaster through settlement, infrastructure, preparedness, livelihood and institutional response.

SYSTEM CARD — THE NATURAL BASE

Inputs: geology, relief, soil, water, climate, ecosystems. Institutions: environment, land, water, forestry, wildlife and county planning authorities; communities and owners. Processes: rainfall capture, erosion, recharge, cultivation, grazing, extraction and conservation.
Outputs: food, water, energy, habitat, minerals, tourism and settlement capacity. Bottlenecks: degradation, weak land governance, climate variability and fragmented authority. Dependencies: regional climate, upstream behaviour and maintenance. Effects: the geography of cost, opportunity and risk.

Where Fifty-Seven Million Lives Gather

SOURCE TRACE: Book 03 — The Body, source chapter 02; source line 1814.

Kenya’s population is not spread evenly across its territory. Dense settlement follows much of the wetter highlands, the Lake Victoria basin, the coast and urban corridors. Large northern and eastern areas are sparsely populated. Nairobi concentrates people and daytime activity far beyond its administrative boundary. Kiambu, Machakos and Kajiado are partly metropolitan systems, whatever county lines imply. The current population is estimated because the last complete census was in 2019. Different projection series produce different mid-2020s totals. The atlas must show census count and projection separately, never pass one off as the other. Distribution matters because networks have economics. Water, sewer, public transport and fixed broadband can be cheaper per user in dense places—if planning reserves corridors and capacity. Sparse areas require different models: mobile services, decentralised energy, strategic roads and facilities designed around travel patterns. Age distribution adds another layer. A young population creates intense demand for classrooms, work, housing, mobility and connectivity. Internal migration connects rural homes, towns and cities through remittance, care and food. Daytime population can differ sharply from night-time residence. The true population map is therefore not only dots showing homes. It is movement: seasonal pastoral routes, school journeys, commuting, market days, migration and family networks.

Forty-Seven Operating Environments

SOURCE TRACE: Book 03 — The Body, source chapter 03; source line 1831.



South Island of Lake Turkana, Kenya. Photograph: Doron, August 1999, CC BY-SA 3.0.

Kenya’s forty-seven counties are constitutional governments and radically different operating environments. Nairobi is dense, built and service-heavy. Turkana is immense, arid and sparsely settled. Mombasa is geographically compact and port-centred. Kiambu is agricultural, industrial and metropolitan at once. Nakuru links farming, tourism, manufacturing and national transport. Counties around Lake Victoria operate through ecological and cross-border systems unlike those on the coast or in the northern drylands. County boundaries matter for elections, budgets, staffing and many services. Functional systems often cross them. A commuter region crosses Nairobi’s boundary. A river basin crosses several counties. A livestock corridor and disease system may cross an international border. Electricity, telecoms, banking and freight operate nationally or regionally. A county profile should therefore combine four maps: administrative authority, physical geography, economic connection and lived access. One ranking cannot tell that story. Devolution created local political centres and moved substantial responsibility closer to citizens. It did not give every county the same revenue base, inherited assets, density or service cost. Fair comparison must separate effort from operating environment.

ONE COUNTRY / DIFFERENT COSTS

The same clinic standard can require different transport, staffing, referral and outreach models in a dense settlement and a sparse pastoral county. Equality of outcome may require unequal input. Who Gets to Use the Ground?

SOURCE TRACE: Book 03 — The Body, source chapter 04; source line 1852.

Land is the platform beneath housing, food, infrastructure, conservation, collateral, industry and identity. The Constitution recognises public, community and private land. In practice, tenure can involve title, customary claim, lease, allocation, occupation, inheritance and unresolved dispute. A cadastral map

shows legally recorded parcels, not the full social system of land. High-potential agricultural areas face fragmentation as inheritance divides holdings below efficient operating scale. Peri-urban land can remain idle while speculation raises the cost of housing and infrastructure. Community land in drylands supports mobility and shared use that subdivision can disrupt. Protected ecosystems generate national value while neighbouring communities carry local cost.

Land administration involves national institutions, counties, surveyors, registries, courts, owners, communities and market actors. Digitisation can reduce search and transaction friction, but only if underlying records are accurate and correction is accessible. The output is not “land.” It is secure use: a home that can be improved, a farm that can invest, a corridor that can be reserved, an ecosystem that remains functional or a firm that can locate near infrastructure. The bottleneck is often coordination among title, planning, infrastructure and finance. A parcel may be legally owned but economically stranded. A settlement may be socially established but absent from formal planning.

The Water Must Travel

SOURCE TRACE: Book 03 — The Body, source chapter 05; source line 1869.

Water begins before the tap. Rain falls on catchments, enters soil, rivers, lakes and aquifers, is stored or abstracted, treated, pumped, distributed, used, collected and returned—or lost. Kenya’s principal water towers and basins sit far from many users. Some water crosses borders. Most agriculture remains rain-fed. The system contains national resource institutions, county responsibilities, regulators, utilities, community schemes, irrigation bodies, private suppliers and households. Their maps overlap imperfectly. A national access percentage cannot describe source safety, collection time, price, pressure, continuity or quality. A household with a connection receiving water intermittently lives in a different system from one with continuous supply. A low-income settlement buying small quantities from vendors may pay more per litre than a piped household. Non-revenue water—physical leakage, theft and billing failure—represents a large share of treated supply for many providers. This is lost water, energy, chemicals and revenue at once. Expanding a source without repairing distribution can feed the leak. Water is also an energy and land system. Pumping depends on power. Storage occupies land. Catchment health depends on farming, forest and settlement. Wastewater treatment depends on sewer networks and operational finance.

SYSTEM CARD — WATER

Inputs: rainfall, rivers, lakes, aquifers, catchments, energy and capital.



Wastewater-treatment components and public toilet centre at Ugunja market (DEWATS). Photograph: SuSanA Secretariat, 21 September 2010, CC BY 2.0.

Institutions: resource authorities, counties, regulator, utilities, irrigation bodies, communities and private suppliers. Processes: capture, allocation, abstraction, treatment, pumping, distribution, billing, use and recovery. Outputs: safe household water, irrigation, industrial water, sanitation and ecological flow. Bottlenecks: scarcity, variability, leakage, intermittent service, weak metering, pollution and finance. Dependencies: catchment protection, electricity, land, data and inter-county cooperation. Effects: health, care time, food, industry, settlement and conflict risk.

The Country That Eats What Rain Allows

SOURCE TRACE: Book 03 — The Body, source chapter 06; source line 1895.

Kenya’s food system is not one farm sector. It is a network connecting seed, soil, livestock, water, labour, extension, machinery, finance, storage, processing, transport, wholesale, retail and household kitchens. Smallholders dominate many value chains. Commercial farms, pastoral systems, cooperatives, brokers, processors and retailers play different roles. Tea, horticulture and flowers connect tightly controlled export chains. Maize, beans and vegetables move through more fragmented domestic markets. Livestock systems convert dryland ecology into food and income through mobility. Rainfall remains a decisive input. Drought reduces harvest and livestock condition, raises food prices and foreign-exchange demand, and weakens household income simultaneously. Flood can destroy the same value chain through roads, storage and disease. The output that matters is not tonnes at the farm gate. It is safe, affordable food and viable producer income. Post-harvest loss, grading, market power and logistics determine how much production becomes nutrition or wealth. Agriculture depends on systems it does not control. A farmer cannot repair a trunk road,

establish an export standard, stabilise electricity or create long-term finance alone. Farm productivity policy fails when the binding constraint is outside the farm.

Power from Steam, Water, Wind and Sun

SOURCE TRACE: Book 03 — The Body, source chapter 07; source line 1910.

Kenya’s electricity system is one of the country’s most significant physical achievements. Geothermal steam from the Rift provides reliable renewable generation. Hydro, wind, solar, thermal plants and imports add diversity. Installed capacity and household connections have expanded. The generation mix is substantially renewable. Electricity then has to travel. High-voltage transmission carries power to substations; distribution networks lower voltage and reach users. System operators balance supply and demand in real time. Regulators approve tariffs and service standards. Fuel, currency, power-purchase contracts, losses and investment enter the final price. The important distinction is between installed capacity, available capacity, energy generated, peak demand, connection and reliable use. A connected workshop facing outage or voltage instability does not receive the same productive asset as one with stable supply. Electricity also illustrates system trade-offs. Long-term contracts can unlock generation but create payment obligations when demand underperforms. Universal connection expands inclusion but low-consumption customers may not finance network costs. Cheap generation does not guarantee a cheap tariff if transmission, distribution, contracts, taxes and losses remain expensive. The next frontier is productive use: powering cold chains, irrigation, industry, digital work, transport and household appliances reliably enough to raise value.

The Road Does Almost Everything

SOURCE TRACE: Book 03 — The Body, source chapter 08; source line 1930.

Road carries the overwhelming majority of Kenya’s passengers and freight. The system is hierarchical: national trunk roads connect major centres and borders; county roads connect settlements and production; urban streets distribute movement; feeder roads join farms and local markets. Condition matters as much as length. A road produces value when it reduces door-to-door time, cost, damage and uncertainty. A paved highway cannot compensate for an impassable final kilometre. Congestion can erase speed gained elsewhere. Unsafe design transfers cost into injury, healthcare and lost life. Construction receives political attention because it is visible. Maintenance is less visible and often delayed. The result is a build–neglect–rebuild cycle in which a small preventive expense becomes a large reconstruction bill. Road governance is divided among agencies and governments. Fuel levies, budgets, procurement, axle control, traffic enforcement, land acquisition and utility relocation all affect performance. The road is therefore not only asphalt. It is an operating system made of institutions, drainage, maintenance, safety, information and predictable travel. Two Railways and One Corridor

SOURCE TRACE: Book 03 — The Body, source chapter 09; source line 1947.
Kenya has a legacy metre-gauge railway and a newer standard-gauge railway aligned along its principal coastal corridor. Rail's economic promise is scale. Heavy freight can move with lower unit cost and road damage when volume, terminals and last-mile connections work. Passenger rail can move large numbers predictably along dense routes. The SGR improved capacity between Mombasa and Nairobi and later Naivasha. Its financial and strategic performance cannot be read from operating revenue alone. Debt service, capital cost, freight directives, road competition, terminal location and regional extension shape the result. The older metre-gauge network reaches places the SGR does not, but much of it has deteriorated. Interoperability between gauges creates transfer cost. Nairobi commuter rail demonstrates a different use case from long-haul freight. Rail depends on ports, roads, warehouses, customs and industrial demand. A line without cargo is stranded steel. A port without inland movement becomes storage. The whole corridor must be read as one logistics system. The Ocean Gate and the Air Bridge
SOURCE TRACE: Book 03 — The Body, source chapter 10; source line 1962.
The port of Mombasa is Kenya's gateway and a regional asset. It handles domestic cargo and transit trade for landlocked neighbours. Its performance enters prices far beyond the coast. A port is a sequence: vessel arrival, berth, crane, yard, customs, inspection, payment, release and inland transport. Capacity at one stage cannot compensate for delay at another. Dwell time is partly physical and partly institutional.
Lamu adds deep-water capacity and strategic possibility. Utilisation is the test. Infrastructure built ahead of demand may be visionary or stranded; the answer depends on connected corridors, security, shipping patterns and regional commerce. Airports serve different systems. JKIA is a passenger hub and an air-cargo bridge for high-value, time-sensitive exports. Mombasa connects tourism and trade. Kisumu, Eldoret and smaller airports provide regional access, but route economics and surface alternatives determine use. A flower or fresh vegetable exported by air carries embedded water, labour, cold-chain power, road reliability, standards and border administration. The runway is only the visible end of the chain.

Why Distance Costs More Than Kilometres

SOURCE TRACE: Book 03 — The Body, source chapter 11; source line 1977.
Logistics is the management of movement and uncertainty. The cost of a journey includes transport, handling, inventory, damage, delay, finance and information. A shipment that may arrive on Tuesday or Friday forces a firm to hold more stock. A border delay ties up truck and working capital. An unreliable cold chain reduces the value of every earlier input. Kenya's logistics system includes truckers, matatus, motorcycle riders, rail operators, ports, airports, warehouses, clearing agents, digital platforms, police, standards bodies, customs and border agencies. Informal actors solve last-mile problems formal plans often ignore.

The corridor to Uganda and beyond gives Kenya regional leverage but also competition. Shippers compare cost and reliability across ports and routes. Transit traffic is earned repeatedly, not guaranteed by geography. The bottleneck may be a missing road, but it may also be fragmented paperwork, unpredictable enforcement, an unpaid invoice or a warehouse that cannot access finance. Distance is economic, not merely spatial. Nairobi Is Not a City. It Is a System.

SOURCE TRACE: Book 03 — The Body, source chapter 12; source line 1995.

Nairobi's administrative boundary contains only part of the metropolitan organism. Workers and goods cross daily from Kiambu, Machakos and Kajiado. Water arrives from distant catchments. Food arrives from multiple counties. Electricity comes through a national grid. Waste, air pollution and flood risk cross boundaries. Land prices push housing outward while jobs remain concentrated.

The city produces agglomeration: firms find customers, workers, finance and suppliers close together. It also produces congestion, high rents and unequal access. Informal settlements provide proximity where the formal housing and land system does not. A transport project changes land value and settlement. A housing project changes commuting. Drainage affects public health and road capacity. Metropolitan governance is therefore the hidden institution Nairobi lacks in fully integrated form. Nairobi's strength is connection. Its vulnerability is dependence on systems outside its boundary and coordination among authorities that do not share one budget or electorate.

THE HIDDEN DEPENDENCY

Nairobi's apparent self-sufficiency rests on water, food, labour, electricity, waste sinks and transport corridors located beyond the county.

The Cities That Could Carry More

SOURCE TRACE: Book 03 — The Body, source chapter 13; source line 2013.

Mombasa, Kisumu, Nakuru, Eldoret and a wider network of municipalities can distribute urban opportunity beyond Nairobi. Each has a distinct system position. Mombasa is port, coast and tourism economy. Kisumu sits in the Lake Victoria basin and a regional trade system. Nakuru occupies a national transport and agricultural corridor. Eldoret links high-value agriculture, education, health, sport and logistics. Secondary cities can offer lower land cost and shorter travel while building specialised clusters. They can also reproduce congestion and informality if settlement outruns infrastructure. Urban productivity depends on serviced land, reliable utilities, mobility, safety, public space and institutions able to plan across decades. A collection of isolated projects does not create a city system. The atlas should map not only population but catchment: which towns provide markets, hospitals, colleges, finance and administration to surrounding areas? The functional importance of a town may be much larger than its resident population. The Town Is the Rural Economy's Interface

SOURCE TRACE: Book 03 — The Body, source chapter 14; source line 2028.

Small and intermediate towns translate rural production into the wider economy. They host markets, agrodealers, repair, storage, schools, clinics, banks, SACCOs, government offices and transport. A farmer's practical access to the state and market may depend more on the nearest town than on the county headquarters. Market days create temporary density. Digital payment and communication extend the town's reach. Roads determine the area it can serve. Poor storage and weak aggregation prevent producers from gaining scale. Rural and urban are not separate systems. Cities eat rural production. Rural households use urban services and send family members to work. Remittances flow back. Waste, water and ecological pressure move in both directions. The town is the hinge. When it works, distance becomes connection. When it fails, rural households face the full cost of fragmentation.

The Vast Country Beyond Density

SOURCE TRACE: Book 03 — The Body, source chapter 15; source line 2043.

Northern and eastern Kenya challenge systems designed around settled density. Pastoral mobility is an economic adaptation to variable rainfall and grazing, not absence of land use. Fixed boundaries, blocked corridors and poorly located water points can concentrate livestock and conflict. Veterinary systems, market information, border movement and drought finance may matter more than conventional crop inputs. Service economics differ. A permanent facility can be too far from a moving or dispersed population. Mobile clinics, boarding provision, remote support, decentralised energy and strategically placed hubs may perform better. The drylands hold livestock, wildlife, solar, wind, geothermal and trade potential. They also face historical infrastructure deficits and severe climate exposure. The system question is not how to make ASAL resemble the highlands. It is how to build reliable services and productive networks suited to its ecology and movement. The Signal Reaches Before the Pipe

SOURCE TRACE: Book 03 — The Body, source chapter 20; source line 2137.

Mobile coverage reaches places where fixed water, sewer and roads remain thin. This makes digital infrastructure Kenya's most geographically extensive service layer.

The system includes international submarine cables, terrestrial fibre, national backbone, towers, spectrum, data centres, cloud services, devices, electricity, platforms and digital skill. Coverage maps describe radio availability, not device ownership, affordability, quality or meaningful use. Mobile money, digital government and platform commerce run on this stack. So do cyber risk, surveillance concerns and dependence on foreign vendors. A digital service often appears weightless. It depends on land for towers, power for networks, identification systems, payment rails and institutions able to correct error. A fibre cut or power outage reveals the physical body beneath the digital layer. The strongest opportunity is not connectivity alone but diffusion: firms, farms,

schools and public services using digital tools to raise quality and productivity. The deepest risk is building front ends faster than trustworthy back offices.

WHAT WE NOW KNOW

- Countries operate through connected flows, not sector silos.
- The chapter’s human lens is commuter, household, trader.
- The proposed visual sequence is national flows diagram.

WHAT REMAINS UNCERTAIN

Infrastructure/admin evidence; conceptual status disclosed.

WHY THIS LEADS FORWARD

End with 3–7 findings, material uncertainty and a bridge to the next chapter.

CHAPTER 08

THE PRODUCTIVE BODY

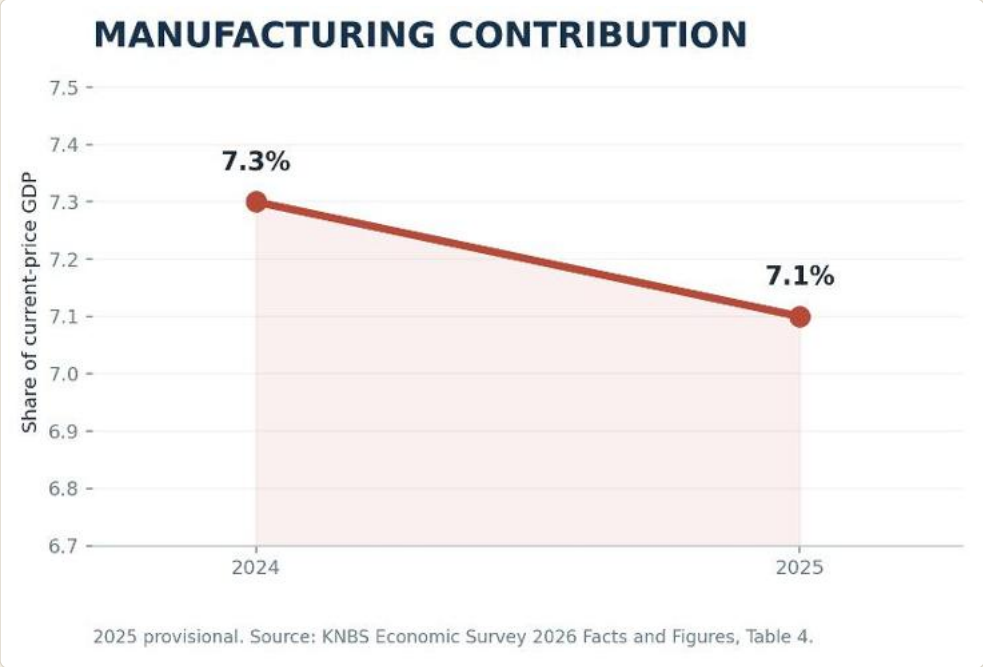

Manufacturing share of current-price GDP; 2025 provisional.

THE QUESTION

Why do many firms work hard without scaling?

WHY IT MATTERS

Connect farms, firms, labour, markets and logistics.

THE ANSWER IN ONE PARAGRAPH

Enterprise constraints arrive as bundles.

HUMAN LENS: farmer, entrepreneur, worker. This is an editorial lens, not an invented personal story.

The Economy Where Most Firms Are Small

SOURCE TRACE: Book 03 — The Body, source chapter 16; source line 2061.

Kenya’s economy is full of enterprise and short of scale. Most workers earn livelihoods in informal activity. Household businesses, farms, workshops, stalls, transport and personal services create circulation and survival.

Formal firms contribute disproportionate tax, investment, standards and secure employment. The boundary between formal and informal is not a moral line. Firms choose structures in response to cost, enforcement, customer demand, finance and risk. Formalisation that adds obligation without value can reduce viability. A small firm’s inputs include skill, working capital, premises, energy, materials, tools, information and customers. Institutions include banks, SACCOs, regulators, counties, standards bodies, platforms and business networks. Processes are management: record, plan, produce, sell, collect, learn

and reinvest. The bottleneck is usually a bundle. Credit cannot solve weak demand and unreliable power. Training cannot solve late payment. Technology cannot solve poor production discipline. Scale requires coordinated capability.

SYSTEM CARD — ENTERPRISE

Inputs: owner time, labour, skill, capital, tools, energy, materials and demand. Institutions: household, market, lender, county, regulator, standards body, buyer and platform. Processes: source, make, record, market, sell, collect, comply and reinvest. Outputs: goods, services, jobs, income, tax and learning. Bottlenecks: thin capital, weak management, uncertain demand, late payment and fragmented compliance. Dependencies: infrastructure, skills, competition, contract enforcement and macro stability. Effects: livelihood at the base; productivity and fiscal capacity when firms progress. What Kenya Makes—and What It Imports

SOURCE TRACE: Book 03 — The Body, source chapter 17; source line 2085.

Manufacturing converts materials, energy, knowledge and process into repeatable value. Kenya produces food and beverages, cement, chemicals, pharmaceuticals, textiles, metal products, plastics and other goods. Industrial activity clusters around Nairobi,

Mombasa, central corridors and selected towns because infrastructure, suppliers, labour and markets concentrate there. The measured manufacturing share of GDP has declined over recent years under commonly cited series. The interpretation requires care: a falling share can reflect faster growth elsewhere, but it also signals limited structural deepening when employment, exports and supplier networks remain thin. Manufacturers depend on imported machinery, fuel, chemicals and intermediate goods. Currency movement therefore enters domestic production cost. Expensive or unreliable electricity, logistics and finance reduce competitiveness. Standards and procurement can either develop local capability or protect poor performance. Import substitution is not achieved by banning imports alone. A domestic supplier must meet cost, quality, volume and delivery. Export capability requires an even stronger system. Industry’s importance exceeds its GDP share because it can create engineering, quality, supplier and management capabilities that spread.

The Money Rails

SOURCE TRACE: Book 03 — The Body, source chapter 18; source line 2102.

Kenya’s financial system has a visible digital surface and a deeper institutional structure. Mobile money provides the everyday payment rail. Commercial banks hold deposits, extend credit and connect to national and global settlement. SACCOs convert group trust and payroll into saving and lending. Insurance pools risk. Pension funds and capital markets hold long-term resources. Informal groups provide flexibility and social enforcement. Money moves through identity, account, agent, network, clearing, liquidity and regulation. A failed link can exclude a legitimate user or expose the system to fraud. Broad formal access does not guarantee financial health. A payment account cannot

create income surplus. Digital credit can smooth cash flow or compound distress. Long-term capital remains difficult for many productive firms even while government and established borrowers can access large pools. Finance depends on the real economy. A bank cannot safely lend long-term to a firm with unstable cash flow and weak records without pricing the risk. The productive system and financial system must improve together.



African elephants in Amboseli National Park. Photograph: M. Disdero, April 2002, CC BY-SA 2.5.

What Crosses the Border

SOURCE TRACE: Book 03 — The Body, source chapter 19; source line 2117.

Kenya exchanges goods, services, people, money, data and risk with the world. Tea, horticulture, coffee, apparel and other products leave through ports, airports and borders. Fuel, machinery, vehicles, medicines, chemicals, electronics and food enter. Tourism sells place and experience. Professional, digital and transport services create less visible exports. Remittances connect diaspora work to household budgets. The merchandise trade deficit is not one fact with one meaning. Productive imports can build capacity. Persistent dependence creates foreign-exchange pressure when exports and inflows do not keep pace. Regional integration enlarges the market but requires standards, payment, border coordination and competitive firms. Mombasa’s transit role makes Kenya dependent on neighbours’ demand and trust. Natural resources include not only minerals but ecosystems, wildlife, fisheries, coast, soil, water and renewable-energy potential. Extraction becomes national value only when environmental cost, ownership, local benefit and revenue are governed. Tourism demonstrates interdependence particularly clearly. Security, aviation, roads,

conservation, hospitality skill, digital reputation and community relations all enter the visitor experience.

WHAT WE NOW KNOW

- Enterprise constraints arrive as bundles.
- The chapter's human lens is farmer, entrepreneur, worker.
- The proposed visual sequence is value-chain map + firm ladder.

WHAT REMAINS UNCERTAIN

Enterprise, labour and sector data.

WHY THIS LEADS FORWARD

End with 3–7 findings, material uncertainty and a bridge to the next chapter.

CHAPTER 09

THE CAPABILITY SYSTEM

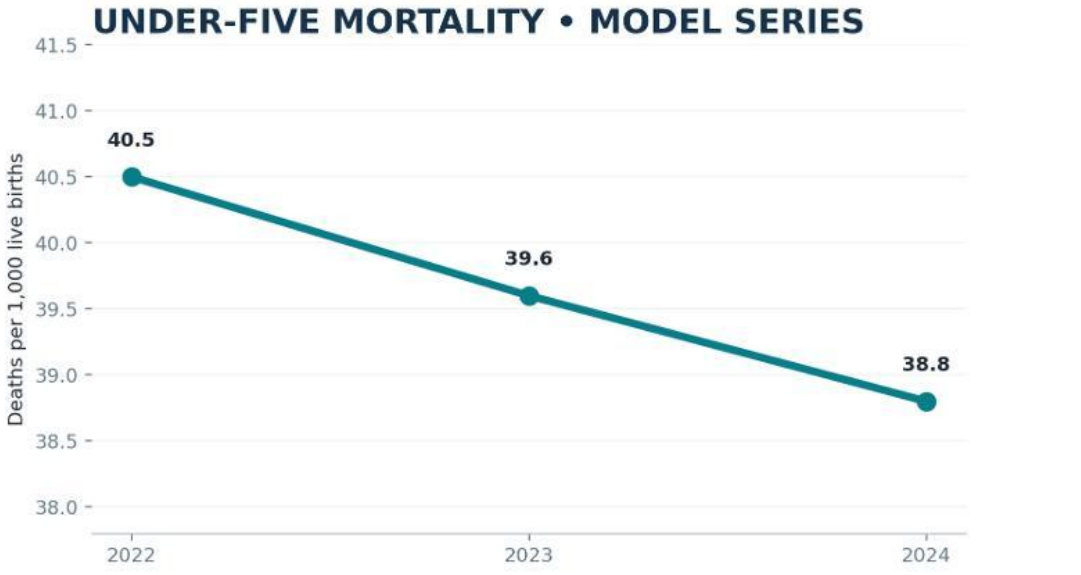

Modelled under-five mortality series; distinct from the KDHS survey-period estimate.

THE QUESTION

How does a life convert services into capability?

WHY IT MATTERS

Join education, health, care and work.

THE ANSWER IN ONE PARAGRAPH

Capability is produced across institutions and time.

HUMAN LENS: child, parent, teacher, patient. This is an editorial lens, not an invented personal story.

Growing Up Kenyan

SOURCE TRACE: Book 01 — The Patient, source chapter 10; source line 465.

Kenya’s education story is one of expanded access and unresolved quality. More children enter school, more progress through levels and more families treat education as central to mobility. This is a profound national asset. The country has built schools, trained teachers, expanded universities and technical institutions, changed curricula and normalised aspiration. But years in school and learning are not the same measure.

Older national assessment evidence identified serious weaknesses in literacy and numeracy, including at levels where foundational skills should already be secure. Newer curriculum cohorts require current, comparable assessment; until that evidence is robust, certainty would be dishonest. The risk is clear even

where the exact current figure is not: progression without mastery makes every later stage harder. Learning depends on the child's health, nutrition, language, safety, attendance and disability access; the teacher's knowledge, support, time and expectations; the availability and sequencing of materials; the school's leadership and climate; and the family's ability to support participation. A classroom can contain all the visible inputs and still produce weak learning if instruction does not detect and respond to what children understand. As learners progress, education becomes a system of pathways and selection. Geography, family knowledge, school quality, exam performance, fees and social networks shape access. Technical and vocational education is often praised rhetorically while families and employers remain uncertain about quality, equipment, status and labour-market value. Universities carry expectations larger than teaching alone. They are supposed to educate, research, innovate, serve professions and contribute to national thought. Funding pressure, quality differences, graduate transitions and weak research-to-use systems complicate that mission. The language of employability can quietly transfer responsibility onto the graduate. Individuals do need competence, adaptability, communication and initiative. But no amount of personal improvement can create sufficient productive demand by itself. The education system and economy are complements. Kenya needs people capable of productive work and an economy capable of using them. Education is also how a republic reproduces itself. A person should leave school able to read evidence, understand institutions, recognise rights and obligations, cooperate across difference, challenge misinformation and participate without surrendering independent judgement. A country cannot remain democratically capable if civic knowledge is treated as an optional extra. Health Before the Hospital

SOURCE TRACE: Book 01 — The Patient, source chapter 11; source line 502.

A healthy country is not one with the largest number of hospitals. It is one in which fewer people become seriously ill for preventable reasons, care is available early, treatment continues reliably and the cost does not destroy the household.

Health begins in food, water, sanitation, air, housing, roads, work, safety, income and knowledge. Healthcare enters this wider system through prevention, diagnosis, treatment, referral and rehabilitation. Maternal mortality illustrates the difficulty of reading national health evidence. Kenyan administrative and international modelled estimates have differed, partly because they refer to different years, data and methods. The correct response is not to choose the more dramatic number. It is to recognise both the continuing burden and the measurement problem. A mother may reach a facility and still face delay, blood shortage, referral failure, staffing constraints or poor-quality care. This is why access indicators can improve while mortality stalls. The remaining problem increasingly sits in reliability and quality. Child survival has improved over decades, but preventable newborn and childhood deaths,

malnutrition and developmental risks remain unequally distributed. Early health losses extend far beyond the health sector: they influence learning, lifetime productivity and intergenerational mobility. Kenya continues to manage infectious disease and maternal-child health while non-communicable diseases rise. Hypertension, diabetes, cancer, respiratory illness and mental-health conditions require continuity rather than episodic treatment. A health system organised mainly around acute visits will struggle as chronic care demand expands. Ageing is still limited as a share of the population but inevitable in direction. The choices made now about primary care, records, medicine supply, financing, workforce and prevention will shape a much larger future burden. Health financing is both a public-system problem and a household-risk problem. Coverage on paper can fail if the provider cannot deliver, the claim is rejected, medicine is unavailable, the benefit package is unaffordable or the patient must travel and pay repeatedly. The correct measure is not registration alone. It is whether a person receives timely effective care without catastrophic financial harm. The Constitution assigns county health services while national government retains major policy, regulatory, financing and national-system roles. This makes health a test of devolution's cooperative capacity. A medicine can be purchased nationally or locally, delivered through a supply system, managed by a facility, prescribed by a health worker and financed through a scheme. Failure has many possible owners. The patient experiences only the empty shelf.

The Built Country

SOURCE TRACE: Book 01 — The Patient, source chapter 12; source line 537.

Infrastructure is the physical memory of past investment. A road, pipe, transmission line, port, school, clinic or drainage system carries earlier decisions into present life. Kenya has built extensively. Roads and electricity connections expanded. Mobile networks reached most populated areas. Ports, airports and logistics systems support a regional economy. Major energy projects created a renewable-heavy generation mix. Cities and towns grew. The visible asset is only the beginning. A connection can exist without reliable service. A reliable service can be unaffordable. An affordable service can be too distant or inaccessible. An asset can be completed and underused. Infrastructure should therefore be read through a sequence: need → access → reliability → quality → affordability → utilisation → maintenance → outcome.

INFRASTRUCTURE CONVERSION SEQUENCE



Follow the arrows. Conceptual service sequence; not a quantified score.

Electricity makes the distinction clear. Kenya's high access and renewable-generation achievements are genuine. Households and firms still care about outages, voltage, connection quality, tariff, appliance or machine access and whether electricity supports productive use. Water is similar. Different sources report basic access, piped connection, regulated-provider coverage, service hours, quality or safely managed water. These cannot be merged into one number. Regulated water providers have reported high non-revenue water and intermittent service, while national household access uses a different denominator. A pipe on a map is not a safe glass of water in a home. New construction is visible. Maintenance is often not. Political and institutional incentives therefore favour launch and completion over routine care. Deferred maintenance creates a negative loop. Condition worsens; service becomes unreliable; emergency repair costs more; users resist tariffs or taxes for poor service; operators lose revenue; maintenance is deferred again. A capable physical country knows what it owns, what condition it is in, who maintains it, what maintenance costs and what service it is meant to produce. Kenya's housing deficit is often expressed as a single number. Estimates vary, definitions differ and the figure can obscure the mechanism. Housing is land, tenure, planning, infrastructure, construction cost, finance, income, transport, regulation, rental markets and neighbourhood services. A low-cost unit far from work can impose a high total household cost. Demolishing an informal settlement can destroy proximity, livelihoods and networks. Upgrading without preventing displacement can raise value while expelling the intended beneficiaries.

The country needs more housing, but the deeper need is more safely serviced, connected and affordable urban land and housing choices. Transport is measured in kilometres of road or passenger numbers because those are visible. The household and firm experience door-to-door time, cost, reliability, safety and accessibility. Hours spent in congestion or waiting are not just inconvenience. They are lost work, care, rest, study and community time. An efficient city is partly one that gives time back. Connected, but Not Always Served

SOURCE TRACE: Book 01 — The Patient, source chapter 13; source line 580.

Kenya's digital reputation rests on real achievement. Mobile money changed everyday exchange. Connectivity enabled services, media, work and enterprise. Digital public systems expanded tax, identity, payment and registration functions. Nairobi became an important technology and startup centre. Coverage, however, is not the same as meaningful use. A person may live under a signal and lack a suitable device, data affordability, power, digital skill, accessible interface or reason to use the service. A firm may accept digital payments but not use digital tools to improve production, inventory, quality or markets. A government service may have an online front end while the back office remains manual and fragmented. The conversion chain is: coverage →

device → affordability → skill → trust → relevant service → completed transaction → better outcome. A well-designed digital service should reduce repeated travel, paperwork, discretion, delay and error. It should also preserve an assisted and offline route. A digital-only service can exclude the person with no device, weak connectivity, disability barrier, limited literacy or an unusual case the automated process cannot handle. The most important digital right may be the right to correction. When a record is wrong or an automated decision fails, the citizen needs to know why, reach a responsible human and obtain a remedy. Interoperable records can improve service, detect fraud and reduce repetition. Centralised data can also create surveillance, breach and exclusion risk. Kenya's digital future therefore depends on institutions: purpose limitation, security, audit logs, access and correction rights, modular procurement, vendor portability, human appeal and tested recovery. AI can help with translation, triage, drafting, pattern detection, design, education support, research and firm productivity. It can also generate error at scale,
discriminate, displace tasks, intensify surveillance and deepen foreign-platform dependence. The current evidence supports neither panic nor inevitability. Exposure to AI is not the same as job loss. Benefits depend on skill, task redesign, competition, rights and the capacity to evaluate systems before relying on them. Kenya's strategic digital capability does not require producing every chip, cloud platform or model. It requires the ability to choose, integrate, govern, maintain, recover and switch.

WHAT WE NOW KNOW

- Capability is produced across institutions and time.
- The chapter's human lens is child, parent, teacher, patient.
- The proposed visual sequence is life-course map.

WHAT REMAINS UNCERTAIN

Health/education/work series kept distinct.

WHY THIS LEADS FORWARD

End with 3–7 findings, material uncertainty and a bridge to the next chapter.

CHAPTER 10

FORTY-SEVEN OPERATING GOVERNMENTS

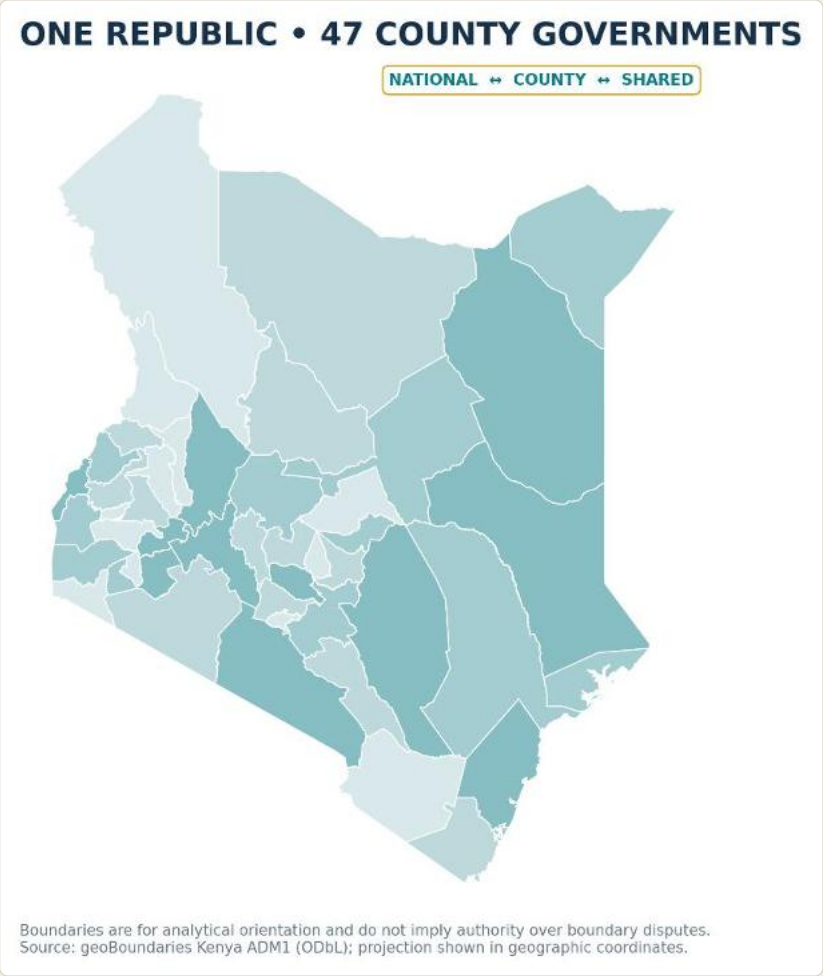

Constitutional geography changes responsibility, distance and operating conditions.

THE QUESTION

How do constitutional roles shape delivery?

WHY IT MATTERS

Clarify national, county and shared responsibility.

THE ANSWER IN ONE PARAGRAPH

Devolution is operating architecture, not a footnote.

HUMAN LENS: resident, county worker, national officer. This is an editorial lens, not an

invented personal story. Who Is Responsible for What?

SOURCE TRACE: Book 03 — The Body, source chapter 21; source line 2152.

Kenya’s state has two levels of government that are distinct and interdependent. National government retains functions including national policy, defence, foreign affairs, national economic policy, major transport, energy policy and national public works. Counties carry central roles in county health services, agriculture, local roads and transport, water and sanitation services, planning, housing, trade development, early-childhood education and disaster response, subject to the constitutional schedule and law. Real systems cross these assignments. A national standard may govern a county facility. National financing can support a devolved service. A regulator may oversee a county utility. A trunk road feeds county roads. Public health crosses every boundary. Citizens experience outcome, not functional diagram. Accountability nevertheless requires correct attribution. Blaming the wrong institution rewards the actual point of failure. Intergovernmental relations are therefore operating infrastructure. Consultation, data sharing, timely transfers, dispute resolution and coordinated planning determine whether the constitutional machine behaves as one republic. The Regulators Between Us and Failure

SOURCE TRACE: Book 03 — The Body, source chapter 22; source line 2167.

Regulators exist because network systems, safety and market power cannot be governed by ordinary buyer–seller choice alone. Energy, communications, banking, competition, standards, water, transport, environment and professions each have institutions setting rules, licences, tariffs, safety, entry or conduct. Public corporations operate critical assets in ports, rail, power, water and finance. The institutional design problem is balance. A regulator must be independent enough to resist the operator, industry and political centre, yet accountable enough

not to become unanswerable. It needs technical skill, data, enforcement and a clear appeal route. Public corporations can combine commercial discipline with strategic mandate. They can also accumulate debt, political appointment, opaque procurement and conflicting objectives. Financial statements alone do not reveal public-service value; social mandate alone does not excuse inefficiency. When regulation works, failure becomes less visible because it is prevented. When it fails, the consequences can travel through the entire machine. How a Public Shilling Becomes—or Fails to Become—a Service

SOURCE TRACE: Book 03 — The Body, source chapter 23; source line 2182.

A tax payment does not travel directly into a classroom, road or clinic. Revenue is forecast, collected and pooled. Political priorities become plans and budgets. Parliament or county assemblies authorise spending. Cash is released. Procurement selects suppliers. Contracts produce goods, works or services. Officials inspect and pay. An asset is handed over, staffed, supplied and maintained. Oversight reviews legality and performance. Every arrow is a possible loss point. Revenue may underperform. A budget may be unrealistic. Cash may arrive late. Procurement may be delayed or manipulated. A project may be built badly. A facility may open without staff. Maintenance may be

omitted. An audit recommendation may remain unimplemented. The output is not expenditure or completion. It is a functioning service and an outcome for citizens. National and county systems add coordination demands. Public corporations and conditional funds create further routes. Pending bills transfer state cash problems into suppliers, workers and banks.

SYSTEM CARD — THE PUBLIC SHILLING

Inputs: tax, fees, grants, borrowing, public assets and staff. Institutions: Treasury, ministries, Parliament, counties, assemblies, procurement bodies, suppliers, Controller of Budget and Auditor-General. Processes: forecast, allocate, authorise, release, procure, deliver, inspect, pay, operate, maintain and audit.

Outputs: services, assets, transfers, regulation and public information. Bottlenecks: debt service, unrealistic budgets, delayed cash, procurement failure, weak contract management and incomplete correction. Dependencies: productive economy, lawful institutions, data, professional capability and trust. Effects: human capability, productivity, fairness, legitimacy—or private workarounds when conversion fails.

How Kenya Works

SOURCE TRACE: Book 03 — The Body, source chapter 24; source line 2209.

Kenya can now be seen as eight connected layers. Land, water, climate, ecosystems and geology define possibility and exposure. They supply food, energy, settlement, materials and tourism. Human use changes the base, creating feedback through erosion, pollution, depletion and conservation. Population, health, knowledge, labour, care and household assets convert natural and institutional conditions into capability. People are producers, users, citizens and the reason the system exists. Homes, villages, towns, cities, counties and corridors organise proximity. Settlement determines the unit cost of networks, access to markets and exposure to hazard. Water, sanitation, energy, roads, rail, ports, airports, logistics and telecommunications move essential flows. Their value depends on reliability, interconnection and maintenance. Farms, pastoral systems, household firms, industry, services and tourism combine people, capital, resources and networks. Productivity determines wages, profit, price and fiscal capacity. Markets, supply chains, finance, mobile money, trade, tax and transfers move value and risk. Exchange determines who captures the output of production and how investment becomes possible. The Constitution, national government, counties, regulators, public corporations, courts and oversight bodies set and enforce rules, provide services, allocate public resources and correct failure. Food, income, health, learning, time, safety, assets, trust, environment and resilience are the outputs that matter. They feed back. Reliable service can build trust and compliance. Productive firms can expand the tax base. Poor maintenance can destroy assets. Environmental loss can raise water and food cost. Low trust can weaken cooperation and revenue.

NATURAL BASE
↓ supplies and constrains
PEOPLE + SETTLEMENT
↓ create demand, labour and knowledge
PHYSICAL + DIGITAL NETWORKS
↓ enable movement and conversion
PRODUCTION
↓ creates goods, services, work and surplus
EXCHANGE + FINANCE
↓ distributes value and funds investment
PUBLIC AUTHORITY
↓ sets rules, taxes, invests, protects and corrects
HOUSEHOLD + SOCIAL + ECONOMIC OUTCOMES
↺ feed back into capability, trust, environment and the next cycle. External forces enter at every layer: climate, commodity prices, technology, global capital, standards, migration, remittances, regional security and trade. Across systems, the same points of failure appear:

- a network exists but is unreliable;
- access expands but affordability or quality does not;
- authority is fragmented across institutions;
- maintenance loses to new construction;
- data records presence rather than outcome;
- the final kilometre or frontline process breaks;
- firms and households absorb system failure privately;
- one bottleneck outside the sector limits an otherwise capable chain;
- correction is slower than detection.

The same assets also recur:

- people adapt and build networks;
- towns and cities create proximity;
- mobile payment reduces distance;
- renewable electricity provides a strategic base;
- devolution creates local operating centres;
- firms, cooperatives and communities coordinate where formal systems are thin;
- ports, aviation and digital networks connect Kenya regionally and globally;
- focused institutions can operate complex national systems.

The atlas does not show a broken machine. It shows a machine with strong modules, thin connections, concentrated capacity and repeated conversion losses.

MASTER SYSTEM MAP — READING KEY

Read from left to right to follow value creation. Read from bottom to top to see the physical dependencies. Read clockwise to follow public money. Read the return arrows to see maintenance, trust, environmental and investment feedback. No layer is independently sufficient. Return to the avocado. A programme can distribute better seedlings and still fail because water is unreliable. Irrigation can expand and still fail because power and maintenance are expensive. Production can rise and still fail because grading and storage are

weak. A packhouse can work and still fail because the road is unpredictable. Logistics can improve and still fail because a standard changes or finance arrives late. This does not mean everything must be fixed before anything can improve. It means intervention must identify the binding dependency in the actual chain. Kenya's systems are not equally weak. Its mobile payment rails are deep. Its renewable generation is an asset. Its port, aviation and professional services carry regional value. Its household, community and enterprise networks are highly adaptive. The task of understanding is to see where these strengths connect—and where they stop. Book 01 showed the condition. Book 02 showed the history. Book 03 has opened the body. The next volume asks what it feels like to live inside it. Kenya's operating structure has five defining characteristics. First, capacity is geographically concentrated. Population, infrastructure, firms, finance and state capability gather around the highlands, cities and principal corridor. Vast territories have different service economics and underused assets. Second, access has expanded faster than reliable use. Connections, roads, accounts, facilities and digital portals matter, but outcome depends on affordability, quality, continuity, maintenance and frontline conversion. Third, the most important systems cross institutional boundaries. Water, metropolitan mobility, food, health, logistics, digital services and climate cannot be governed inside one ministry or county.

Fourth, informal systems are load-bearing. Household care, jua kali enterprise, matatus, motorcycle transport, traders, community water, chamas and family transfers keep the country operating. They solve access while often lacking protection, capital and system support. Fifth, Kenya's central weakness is not absence of assets but incomplete connection and conversion. It possesses people, land, renewable energy, cities, ports, finance, technology and institutions. These do not consistently combine into high productivity, reliable services, broad assets and resilience. The master model is: natural assets → human capability → settlement → infrastructure → production → exchange → public authority → household outcomes → feedback. Failure or strength in any layer travels into the others. This manuscript synthesises the project's state, people, economy, physical infrastructure, institutional, money, connectedness and global diagnoses, with Book 01 and the National Synthesis used for cross-system consistency. The final atlas requires a separate versioned geospatial production environment. Every published visual must record:

- dataset owner and edition;
- observation date or period;
- geographic unit and boundary vintage;
- unit and denominator;
- projection and spatial transformation;
- coverage and missing values;
- classification method;
- uncertainty and comparability;

• publication licence;
• reproducible transformation script.

System claims are tested through sequence, authority, dependency and outcome. A process diagram distinguishes legal responsibility from operational role. A supply-chain diagram does not imply equal bargaining power. A map of infrastructure does not imply condition or service. A complete contemporary atlas is constrained by inconsistent years, changing administrative records and limited public geodata. Network owners may publish route presence without capacity, condition, outage or utilisation. Informal flows are especially under-mapped. County economic data and fiscal data can refer to different periods.

DATA GAP — reliable national evidence not yet located: comparable door-to-door travel time and logistics reliability across all counties. DATA GAP — reliable national evidence not yet located: complete condition and utilisation register for public assets. DATA GAP — reliable national evidence not yet located: spatially detailed informal-enterprise productivity and supply-chain participation. DATA GAP — reliable national evidence not yet located: consistent water-service continuity and quality at settlement level. MAP GAP: authoritative, publication-cleared layers for all networks have not yet been assembled and audited for this editorial reading manuscript. The final atlas must show these absences rather than manufacture surfaces from weak proxies. What Is Kenya Like to Live In? The next volume moves from national anatomy to lived experience: childhood, work, family, gender, disability, place, aspiration, safety, belonging and the different lives produced by the same national systems. What is not working, for whom and under which definitions. !National problem map *Figure: National problem map. Used as a navigation and analytical device, not decoration.*

WHAT WE NOW KNOW

• Devolution is operating architecture, not a footnote.
• The chapter’s human lens is resident, county worker, national officer.
• The proposed visual sequence is mandate map + county lens.

WHAT REMAINS UNCERTAIN

Constitution, statutes and county evidence.

WHY THIS LEADS FORWARD

End with 3–7 findings, material uncertainty and a bridge to the next chapter.

IV SEE WHERE LIFE BREAKS DOWN

Where does the system fail to convert resources, access and effort into reliable outcomes?



Kenya Railways locomotive on the SGR. Photograph: Erasmus Kamugisha, CC BY-SA 4.0.

THIS ACT IN ONE MINUTE

Where does the system fail to convert resources, access and effort into reliable outcomes?

QUESTION

Where does the system fail to convert resources, access and effort into reliable outcomes?

FINDING

The chapters that follow connect lived experience to the mechanisms, institutions and evidence needed to answer it.

WHY IT MATTERS

A national argument becomes useful only when a reader can see how its parts connect and where uncertainty remains.

CHAPTER 11

WHEN ACCESS IS NOT OUTCOME

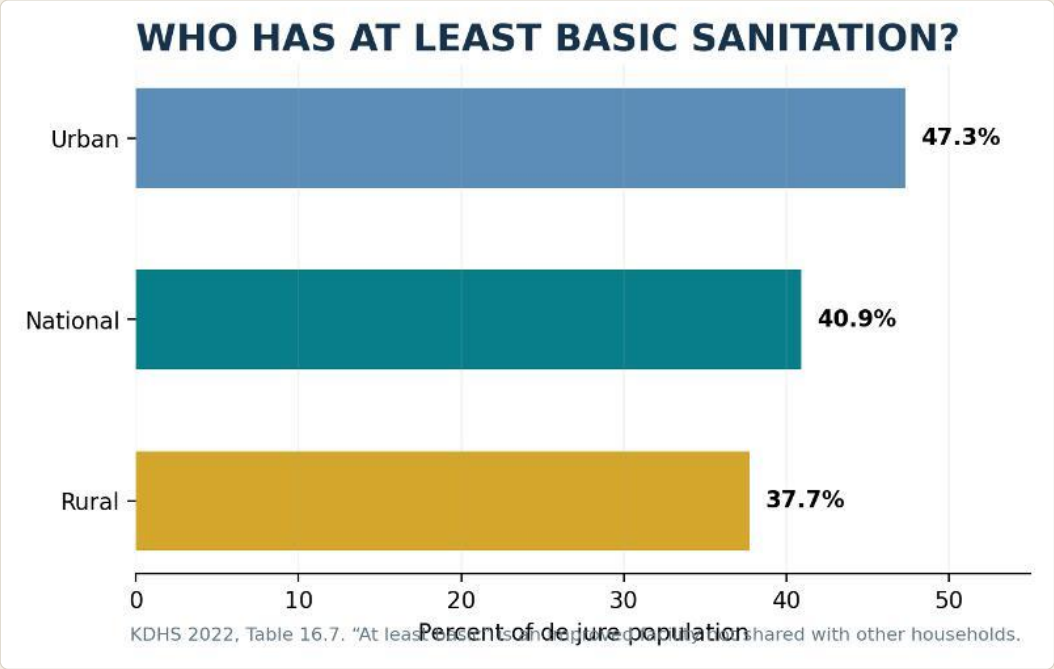

At-least-basic sanitation by residence, KDHS 2022.

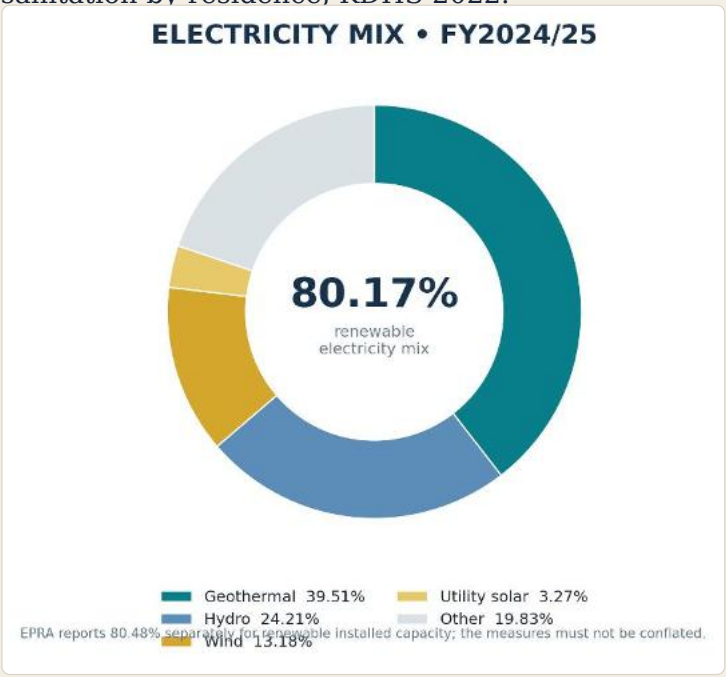

Renewable electricity mix; installed capacity is a separate measure.

THE QUESTION

Why can access rise while service remains unreliable?

WHY IT MATTERS

Separate access, quality, reliability, affordability, use and outcome.

THE ANSWER IN ONE PARAGRAPH

Presence is not performance.

HUMAN LENS: household, small business. This is an editorial lens, not an invented personal story.

Why Can a Child Attend School and Still Not Master the Basics?

SOURCE TRACE: Book 04 — The Problems, source chapter 10; source line 2604.

Kenya expanded schooling dramatically. Learning has not always expanded at the same pace. Enrolment and progression are access measures. Foundational literacy, numeracy, reasoning and applied competence are outcome measures. Older assessments identified serious learning gaps; current comparable evidence under newer curriculum cohorts requires continued audit. Learning depends on nutrition, language, disability access, attendance, teacher knowledge, materials, school leadership and family support. A child can be present and unable to follow instruction pitched above current mastery. Curriculum reform, teacher development, capitation, assessment changes, digital content and school feeding have been attempted. Implementation differs by school and county context. The unresolved problem is feedback. The system progresses cohorts more reliably than it detects and repairs individual learning gaps.

Why Does Reaching Care Not Guarantee Receiving Care?

SOURCE TRACE: Book 04 — The Problems, source chapter 11; source line 2619.

Health access can improve while effective care remains unreliable. A facility visit is not the same as correct diagnosis, medicine, referral, continuity and recovery. Staffing, supply chains, equipment, records, financing and governance must work together. Maternal and newborn outcomes illustrate the gap. A woman can reach a facility yet face delay, blood shortage or referral failure. Chronic disease requires repeated care, but systems organised around acute visits can lose patients between encounters. Insurance and health-financing reforms have repeatedly attempted to reduce household cost and move toward universal coverage. Registration and contribution do not prove that benefits are available at the point of care. Counties operate much of service delivery while national institutions retain major policy, regulation, financing and supply roles. Failure can have several owners. The unresolved problem is reliable clinical conversion: contact must become effective care without financial harm.

Why Does a Pipe Not Guarantee Water?

SOURCE TRACE: Book 04 — The Problems, source chapter 12; source line 2636.

Water access statistics measure different things: source type, connection, distance, regulated-provider coverage, continuity or safely managed service. A

pipe can be dry. A safe source can be distant. A connection can deliver contaminated or intermittent water. A household can pay a utility and a vendor. Utilities face source constraints, leakage, illegal connection, weak billing, energy cost, ageing networks and rapid settlement. Non-revenue water represents lost supply and revenue. Informal settlements can be physically close to mains and institutionally excluded. Dams, boreholes, pipelines, utility reform, community schemes and water kiosks have been attempted. New supply fails when distribution and maintenance remain weak. The unresolved problem is the whole chain from catchment to reliable safe use and wastewater return. Why Is a Home Near Opportunity So Hard to Afford?

SOURCE TRACE: Book 04 — The Problems, source chapter 13; source line 2651.

The housing problem is not only a shortage of units. Housing combines land, tenure, infrastructure, construction, finance, rent, transport and income. A cheap unit far from work can be expensive once commuting is included. A mortgage market cannot serve households with low and irregular income at scale. Informal settlements solve proximity and affordability under severe service and tenure constraints. Demolition can destroy livelihoods and networks. Upgrading can raise value and trigger displacement. Public housing, affordable-housing programmes, mortgage-liquidity support, slum upgrading and levy-funded construction have been attempted. Delivery, targeting, affordability and location determine whether units meet the problem. The unresolved problem is serviced urban land and a range of tenure and rental options connected to work.

WHAT WE NOW KNOW

- Presence is not performance.
- The chapter’s human lens is household, small business.
- The proposed visual sequence is service ladder + failure chain.

WHAT REMAINS UNCERTAIN

KDHS/EPRA/service evidence.

WHY THIS LEADS FORWARD

End with 3–7 findings, material uncertainty and a bridge to the next chapter.

CHAPTER 12

WHEN WORK IS NOT SECURITY

THE QUESTION

Why can a person be busy and poor?

WHY IT MATTERS

Explain productivity, earnings, protection and volatility.

THE ANSWER IN ONE PARAGRAPH

Employment status alone cannot describe security.

HUMAN LENS: worker, caregiver, entrepreneur. This is an editorial lens, not an invented

personal story. Why Does More Money Buy Less Life?

SOURCE TRACE: Book 04 — The Problems, source chapter 01; source line 2445.

The cost-of-living problem is not simply that prices rise. Prices normally rise in a growing monetary economy. The problem is the relationship among essential prices, income growth, volatility and household buffers. Food carries the largest weight for lower-income households. Rent, transport, energy, water, school and care leave little room to substitute. A national inflation rate averages a basket; no household buys the average basket. Drought, global fuel and grain prices, currency movement, tax, logistics and market structure enter at different points. The burden is largest where income is low or irregular, household size is large, a chronic condition exists, commuting is long or water and energy require expensive substitutes. Urban households buy more essentials in cash; rural producers can still be net food buyers. Government has attempted subsidies, tax changes, import measures, administered prices, cash transfers and production support. Each operates through a different mechanism and carries fiscal or targeting limits. A price subsidy can reach non-poor consumers. An import can lower price while hurting producers. A transfer can protect purchasing power without increasing supply.

The unresolved problem is not one price. It is the absence of sufficient household margin when several essentials move together.

THE CASE FILE — COST OF LIVING

What is happening? Essential costs consume too much of volatile income. Scale: national inflation understates variation by basket and income. Who/where? Low-income, large, urban-commuting and shock-exposed households carry the greatest burden. Institutions: Treasury, CBK, tax authorities, sector regulators, agriculture and competition institutions, counties. Attempted: monetary tightening, subsidies, import and tax measures, producer support and transfers. Unresolved: income, supply, logistics and protection do not move together.

Why Does So Much Work Produce So Little Security?

SOURCE TRACE: Book 04 — The Problems, source chapter 02; source line 2468.

Kenya’s labour problem is larger than unemployment. Most adults cannot afford complete inactivity. They farm, trade, build, transport, repair, care and sell. Strict unemployment can therefore remain modest while work is unstable, low-paid or insufficient in hours. The dominant labour fact is informality. Estimates differ by coverage and year, but roughly five in six workers under common national classifications are outside formal wage employment. Most new jobs are also informal. Informal does not mean unproductive in every case. It includes survival activity, skilled craft, growing enterprise and platform work. The shared weakness is thin protection: uncertain income, limited contract enforcement, weak safety, little pension and exposure to illness or equipment failure. Government and partners have attempted youth funds, enterprise credit, public works, training, apprenticeships and formalisation drives. Many interventions measure enrolment or disbursement more readily than sustained earnings, productivity or firm survival.

The unresolved problem is conversion: effort does not reliably become value high enough to support secure income, protection and accumulation. Why Is Adulthood Becoming Harder to Enter?

SOURCE TRACE: Book 04 — The Problems, source chapter 03; source line 2485.

Young adulthood concentrates Kenya’s system failures. The country is young, and hundreds of thousands of people enter working age each year. Education has expanded expectation and credentials. Productive formal demand has not expanded at the same pace. A young person can complete school and still lack work experience, professional networks, equipment, capital, transport or money to wait. Housing near opportunity is expensive. Family formation and care can begin before economic stability. Youth unemployment estimates vary because strict, broad and perception-based definitions measure different conditions. The more stable finding is the difficult transition into satisfactory work. Young women can carry additional care and safety constraints; young men can face pressure to provide without a credible route to income. Disability and place magnify exclusion. Training has been a common response. Training helps when it connects to real demand, equipment, placement and continued learning. It disappoints when it treats missing jobs as an individual skill defect. The unresolved problem sits between institutions: education, firms, finance, labour-market information, transport and social protection do not form a coherent bridge into adulthood. Why Does the Birthplace Still Decide So Much?

SOURCE TRACE: Book 04 — The Problems, source chapter 04; source line 2502.

Kenya’s inequalities are not captured by income alone. Birthplace influences school, water, facility access, safety, language, transport and networks. Household wealth affects nutrition, time, devices, tutoring, healthcare, legal help and the ability to recover from shock. Disability can become exclusion through inaccessible transport, buildings and services. Gender shapes care, property, safety and labour participation. County averages reveal large differences but can hide inequality within counties. Nairobi contains

concentrated wealth and severe deprivation. A high-poverty county can contain productive assets whose value is realised elsewhere.

Equal treatment does not always create equal access. A service standard designed for density can underserve sparse populations. A digital process can exclude people without device, identity or accessible interface. Devolution, equalisation, free education, health-financing reforms, cash transfers and constitutional equality protections have altered access. The remaining differences show that entry is not outcome. The unresolved problem is cumulative disadvantage. Early deprivation reduces mastery, health and later earnings, making the next generation's starting point less equal. Why Do Farms Work So Hard for So Little?

SOURCE TRACE: Book 04 — The Problems, source chapter 05; source line 2522.

Agriculture carries food, rural income, exports and national inflation. Its productivity remains uneven and exposed. Many producers operate small, fragmented or insecure holdings. Most farming depends on rain. Input quality, soil health, animal disease, finance, extension, mechanisation, storage, transport and buyer power determine output and price. A farmer can raise production and still lose income if prices fall, harvest is rejected or transport and storage fail. Farm-gate value and retail price can diverge without one simple cause: loss, handling, market power, seasonality, standards and distance all matter. Irrigation, fertiliser support, extension, insurance, aggregation, warehouse systems and commodity institutions have been attempted. Performance varies by crop and place. Input subsidy without soil and market logic can raise fiscal cost without durable productivity. Climate volatility amplifies every weakness. Drought cuts yield and livestock condition; floods damage roads, fields and storage. The unresolved problem is system integration. Farm policy often stops at production while value is lost after harvest or captured downstream. Why Do Small Businesses Stay Small?

SOURCE TRACE: Book 04 — The Problems, source chapter 06; source line 2539.

Kenya does not lack business formation. It lacks progression. Millions of micro and small activities provide livelihoods. Few develop the management, capital, technology, standards, contracts and markets needed to employ more people and survive shocks.

Finance is a visible constraint, but not the only one. A loan cannot repair weak records, uncertain demand, late payment, costly power, poor premises or fragmented compliance. Many firms remain informal because formalisation adds cost before it creates value. Public procurement can offer a market but delayed payment can destroy the supplier. Digital platforms can open customers while controlling visibility, data and terms. Large buyers can shift risk onto small firms. Enterprise funds, guarantee schemes, incubation, training, procurement preferences and tax simplification have been attempted. Evidence often tracks beneficiaries and money rather than productivity, survival and progression. The unresolved problem is the missing growth system around firms. Inputs arrive as

programmes; capability requires a coordinated bundle. Why Does Kenya Make Too Little of What It Uses?

SOURCE TRACE: Book 04 — The Problems, source chapter 07; source line 2556.

Kenya’s manufacturing sector contains capable firms but has not deepened into a broad engine of structural transformation. The measured manufacturing share has declined under recent national series. Exact percentages differ by edition, but the direction raises a clear question: why has domestic production not kept pace with services and imports? Manufacturers face power and logistics cost, expensive finance, imported inputs, currency risk, policy instability, weak supplier depth, skills gaps and competition. Some constraints protect inefficient incumbents when addressed badly; others prevent efficient firms from scaling. Industrial parks, special zones, local-content rules, tax incentives, credit and import measures have been attempted. A factory building does not create a competitive cluster without customers, suppliers, management, standards and transport. The consequences reach beyond factory jobs. Thin manufacturing limits engineering capability, exports, productive demand for skills and domestic supplier learning. The unresolved problem is competitiveness as a system, not the absence of industrial ambition.

WHAT WE NOW KNOW

- Employment status alone cannot describe security.
- The chapter’s human lens is worker, caregiver, entrepreneur.
- The proposed visual sequence is work-security matrix.

WHAT REMAINS UNCERTAIN

Labour and household evidence.

WHY THIS LEADS FORWARD

End with 3–7 findings, material uncertainty and a bridge to the next chapter.

CHAPTER 13

WHEN INFRASTRUCTURE IS NOT RELIABLE SERVICE



Kenya Railways locomotive on the SGR. Photograph: Erasmus Kamugisha, CC BY-SA 4.0.



Olkaria V geothermal power station. Photograph: Macabe5387, CC BY-SA 4.0.

THE QUESTION

Why can completed assets fail to reduce daily cost?

WHY IT MATTERS

Connect maintenance, integration and operation.

THE ANSWER IN ONE PARAGRAPH

Completion is the beginning of operation, not its proof.

HUMAN LENS: commuter, producer, household. This is an editorial lens, not an invented

personal story. Why Is Moving Anything So Expensive?

SOURCE TRACE: Book 04 — The Problems, source chapter 08; source line 2573.

Distance is only one part of logistics cost.

Road condition, congestion, fuel, handling, inventory, border time, policing, weighbridges, warehousing and uncertainty enter the delivered price. A variable journey forces firms to carry more stock and finance. The burden is greatest for perishable food, small shipments, remote producers and firms with thin working capital. Urban congestion transfers cost through fares, delivery time, fatigue and lost care. Kenya has invested heavily in roads, rail, ports and border facilities. These assets matter. Their performance depends on last-mile connections, maintenance, operating rules and demand. The unresolved problem is end-to-end reliability. A fast trunk corridor cannot compensate for an impassable feeder road, delayed release or missing cold store. How Can Clean Power Still Be Costly Power?

SOURCE TRACE: Book 04 — The Problems, source chapter 09; source line 2588.

Kenya's renewable-heavy electricity system is a genuine strength. The user can still face high tariff and unreliable service. Generation cost is only one part of the bill. Contracts, transmission, distribution, system losses, taxes, foreign currency, demand profile and past investment all enter. A connected household may consume little because appliances remain unaffordable. A manufacturer values stable voltage and predictable outage as much as nominal access.

Last-mile connection programmes, geothermal development, wind, solar, grid expansion and tariff reforms have transformed supply. The remaining bottleneck has shifted toward cost, reliability, transmission, storage and productive use.

The unresolved problem is converting clean generation into competitive power at the machine, farm, shop and home. Why Do We Build What We Struggle to Maintain?

SOURCE TRACE: Book 04 — The Problems, source chapter 14; source line 2666.

Kenya builds visible assets and underfunds routine care. Maintenance competes poorly with new construction because prevention is less visible. Asset registers are incomplete. Budgets separate construction from long-term operating cost. Responsibility can become unclear after handover. The consequence is a negative loop: condition worsens, service becomes unreliable, emergency repair costs more, users resist paying for poor service, revenue weakens and maintenance falls again.

Road funds, maintenance levies, utility tariffs and agency budgets attempt to protect upkeep. Ring-fencing can still fail through inadequate rates, diversion, procurement delay or weak condition data. The unresolved problem is institutional memory over the asset life cycle: know what exists, its condition, owner, service standard, maintenance schedule and future liability.

WHAT WE NOW KNOW

- Completion is the beginning of operation, not its proof.
- The chapter's human lens is commuter, producer, household.
- The proposed visual sequence is asset-to-service chain.

WHAT REMAINS UNCERTAIN

Asset and service data kept separate.

WHY THIS LEADS FORWARD

End with 3–7 findings, material uncertainty and a bridge to the next chapter.

CHAPTER 14

WHEN PUBLIC ACTION IS NOT CORRECTION

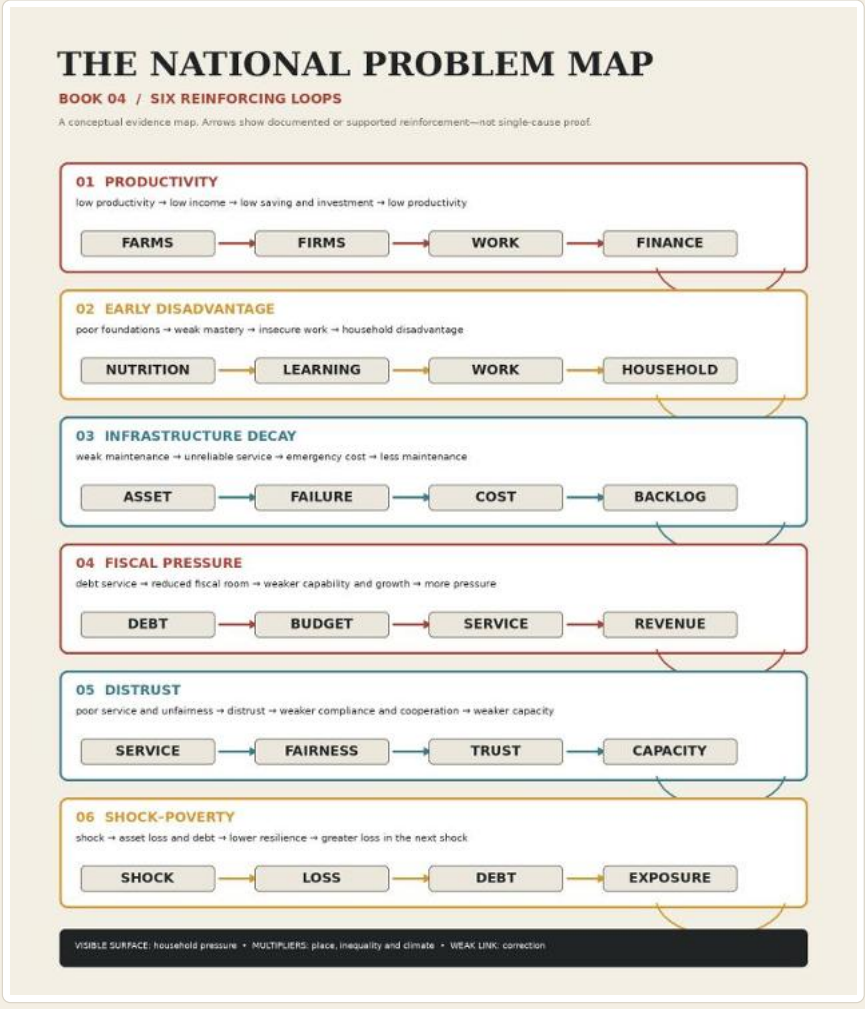

National problem map: clusters and connections.

THE QUESTION

Why do known problems recur?

WHY IT MATTERS

Show the distance between detection and correction.

THE ANSWER IN ONE PARAGRAPH

Oversight matters only when it changes behaviour or systems.

HUMAN LENS: citizen, auditor, public officer. This is an editorial lens, not an invented personal story.

Why Does Government Need More Money Every Year?

SOURCE TRACE: Book 04 — The Problems, source chapter 15; source line 2684.

Population, wages, pensions, debt, counties, services, infrastructure and emergencies create growing claims on public revenue. The demand is not automatically wasteful. Teachers, medicine, maintenance and justice are recurrent costs. The problem is when ambition, legal commitment and project pipeline exceed realistic fiscal capacity. Kenya's tax base is narrower than its total working population because much income is low, informal or costly to assess. Formal workers and firms become easy collection points. Borrowing postpones the tax decision but adds future claims. Revenue strategies, digital collection, new taxes, compliance drives, spending reviews and state-corporation reform have been attempted. Collection efficiency cannot substitute indefinitely for productive growth. The unresolved problem is a structural mismatch between expectations, state cost and the productive surplus available to finance them. When Does Tax Stop Feeling Like a Social Contract?

SOURCE TRACE: Book 04 — The Problems, source chapter 16; source line 2699.

Tax legitimacy depends on fairness, predictability, representation and visible stewardship. A taxpayer may support public revenue while opposing a particular measure or burden. Consumption taxes can weigh more heavily on lower incomes. Payroll systems concentrate deductions on formal workers. Multiple county and national charges can create friction for firms. Compliance also has a service side: registration, filing, dispute, refund and certainty. Aggressive collection amid delayed public payment creates a contradictory state–business relationship.

Public participation, tax expenditures, digital filing and administrative reform have been attempted. Technical consultation does not create legitimacy when citizens cannot see how input changed the decision. The unresolved problem is the exchange between contribution and equal public value. How Did Debt Become a Daily-Life Problem?

SOURCE TRACE: Book 04 — The Problems, source chapter 17; source line 2714.

Debt becomes a household issue when service absorbs revenue, taxes rise, suppliers wait and public systems lose room. Debt can finance assets that raise future productivity. The relevant questions are cost, currency, maturity, use, project return and fiscal resilience. Debt-to-GDP, debt service and total financing need precise definitions and dates. Kenya's debt rose substantially during a period of infrastructure expansion and repeated shocks. External commercial borrowing added refinancing and exchange-rate exposure. Domestic borrowing can influence private credit. Fiscal consolidation, liability management, refinancing, concessional borrowing and revenue measures have been attempted. Adjustment carries its own cost when it cuts maintenance, protection or productive investment. The unresolved problem is restoring room without transferring disproportionate loss to households, firms or future capability.

WHO PAYS?

Debt service is paid through current revenue, future revenue, inflation or currency effects, reduced spending, asset sales or refinancing. The distribution is never neutral. Where Does the Public Shilling Lose Its Value?

SOURCE TRACE: Book 04 — The Problems, source chapter 18; source line 2732.

Public value can be lost before, during and after procurement. A priority becomes a programme, budget, cash release, tender, contract, output, payment, operation and outcome. Failure at any stage changes what the shilling does. An unrealistic budget creates projects without cash. Poor specification creates variation. Weak competition raises price. Late payment shifts financing cost to suppliers. Incomplete inspection pays for weak delivery. A completed facility without staff or maintenance remains a failed service. Procurement law, e-procurement, publication portals, audit, preference schemes and professionalisation have been attempted. Transparency at award does not automatically reveal amendment, beneficial ownership, payment, physical progress and outcome. The unresolved problem is interoperable end-to-end evidence connecting promise to functioning result. Why Do Audits Repeat Themselves?

SOURCE TRACE: Book 04 — The Problems, source chapter 19; source line 2750.

Kenya has extensive oversight architecture. Findings often recur. The Auditor-General examines public resources. Parliament and assemblies review reports. Investigators and prosecutors have distinct roles. Courts decide cases. Accounting officers are expected to respond. Delay weakens correction. Reports can arrive after officials move, records degrade or projects change. Recommendations may lack one accountable owner, deadline and public status. Administrative failures and suspected crimes can be conflated, weakening both responses. Anti-corruption agencies, commissions, task forces, lifestyle audits, asset recovery and digital procurement have been attempted. Case counts do not show whether system incentives changed. The unresolved problem is the chain from finding to verified closure: response, investigation, decision, remedy, recovery, sanction where lawful and prevention of recurrence. Why Is the State Strong at Rules and Weak at Results?

SOURCE TRACE: Book 04 — The Problems, source chapter 20; source line 2765.

Kenya writes sophisticated laws, plans and strategies. Delivery remains uneven. Implementation requires role clarity, budget, cash, procurement, staff, data, coordination, supervision, maintenance and learning. Government can be strong at collection and logistics while weak at conversion and correction. The centre may announce a priority that depends on ministries, counties, regulators, facilities and suppliers with different incentives. Coordination meetings can multiply without resolving authority.

Performance contracts, delivery units, digital dashboards, public-service reforms and project monitoring have been attempted. Metrics become weak when they count activity rather than outcome or are controlled by the

implementing body alone. The unresolved problem is repeatable institutional capability that survives leaders and preserves memory. Why Can Justice Be Formally Available and Practically Distant?

SOURCE TRACE: Book 04 — The Problems, source chapter 21; source line 2780.

The Constitution protects rights and judicial independence. Practical access depends on distance, time, cost, evidence, legal help and enforcement. Case backlog and delay affect households, victims, accused persons, workers and firms. Police legitimacy shapes reporting and cooperation. A court order without compliance is an incomplete remedy. Security problems vary: violent crime, gender-based violence, road danger, terrorism, organised crime, cybercrime and public-order policing require different evidence and institutions. Arrest count is not safety. Court digitisation, alternative dispute resolution, legal aid, police oversight and justice reforms have been attempted. Speed targets can help or undermine due process if badly designed. The unresolved problem is an end-to-end justice chain that is lawful, timely, affordable, safe and enforceable. Why Does Trust Keep Falling?

SOURCE TRACE: Book 04 — The Problems, source chapter 22; source line 2795.

Trust is produced through repeated experience. Citizens observe whether services work, rules apply equally, reasons are given, complaints receive response and wrongdoing produces consequence. Communication cannot indefinitely substitute for performance and fairness. Low trust has material effects. People may avoid institutions, resist tax, withhold information or rely on private protection and informal settlement. The state then loses cooperation and revenue, weakening performance further. Public participation, access-to-information law, digital service, complaints institutions and open-data commitments have been attempted. Participation becomes performative when information is late, technical, inaccessible or unanswered.

The unresolved problem is correction visible enough to make cooperation rational. Why Is the Same Problem Different in Every County?

SOURCE TRACE: Book 04 — The Problems, source chapter 23; source line 2813.

A national problem changes with ecology, density, inherited infrastructure, local economy, capability and fiscal space. Water scarcity in an arid county is not the same operating problem as leakage in a dense utility. Health access in a sparse region requires different referral and outreach from urban congestion. Road cost per person varies with distance and population. County performance comparisons can confuse need with failure. High spending can reflect high cost; low spending can reflect delayed transfers or weak capability. Context does not remove accountability. It makes the denominator honest. Equitable sharing, conditional grants, equalisation, intergovernmental forums and capacity support have been attempted. Fragmented data makes outcome comparison difficult. The unresolved problem is place-sensitive accountability: comparable standards with operating models and resources suited to context.

What Happens When Climate Multiplies Every Other Risk?

SOURCE TRACE: Book 04 — The Problems, source chapter 24; source line 2828.

Climate pressure rarely arrives alone. Drought affects food, livestock, water, power, health, conflict and household debt. Flood affects homes, roads, schools, disease and public budgets. Heat affects work, learning, health and energy demand. The poorest households lose a larger share of assets and recover more slowly. Informal settlements often occupy exposed land. Pastoral and rain-fed systems carry direct climate risk. Early warning, drought response, insurance, irrigation, catchment restoration, climate funds and disaster institutions have been attempted. Emergency response remains more politically visible than prevention. The unresolved problem is conversion of risk information into funded local action before loss occurs.

Which Problems Are Actually the Same Problem?

SOURCE TRACE: Book 04 — The Problems, source chapter 25; source line 2843.

The investigation reveals clusters rather than isolated failures. Low farm and firm productivity produces low income and a narrow tax base. Thin capital and weak demand keep firms small. Expensive logistics, power and finance reinforce the trap. Poor nutrition, weak foundational learning, unsafe environment and household stress reduce later capability. Insecure work then recreates disadvantage in the next household. Infrastructure and services expand physically but maintenance, staffing, supply and management lag. Households buy substitutes, reducing savings and trust. Debt service, wage commitments, pending bills and weak value-for-money reduce room for maintenance, protection and productive investment. Lower growth then worsens fiscal pressure. Audit, participation and complaint systems detect failure without consistent remedy. Repetition teaches institutions and citizens that findings need not change behaviour. Climate, illness, price and job shocks hit households with thin buffers. Asset loss and debt reduce resilience before the next shock. These clusters connect. A climate shock raises food prices, cuts farm income, weakens tax, expands emergency spending and increases household debt. A learning gap enters firm productivity years later. A delayed public invoice enters bank risk and worker income.

NATIONAL PROBLEM MAP — READING KEY

Household pressure sits at the visible surface. Productive constraint limits income beneath it. Service unreliability transfers system cost into private life. Fiscal pressure narrows public response. Weak correction allows recurrence. Climate and other shocks multiply every layer.

Arrows indicate reinforcement, not proof that one factor alone causes another. The map answers what is connected. It does not yet establish which mechanism must be treated first. The evidence supports categories, not a league table. Low-productivity work, unequal starting assets, insecure livelihoods, land and urban-service pressure, thin maintenance systems, uneven effective service,

fiscal constraint and weak correction recur across years and administrations. They change form, and they are not equally severe everywhere. Digital exclusion and platform risk, climate compound exposure, commercial sovereign-debt pressure, rapid urban land and mobility stress, cyber risk and the mismatch between a young connected society and slower-moving institutions are becoming more consequential. Electricity and digital access, constitutional rights, county presence, school participation, selected health outcomes, infrastructure reach and data availability have improved over longer periods. Improvement in access does not settle reliability, affordability, quality or distribution. Drought, flood, insecurity, water scarcity, housing pressure, pollution, logistics and specific service constraints vary sharply by place. Calling them national may be justified because national systems and fiscal consequences are involved; it does not make the condition spatially uniform. Repeated breakpoints appear in coordination, staffing, procurement, cash flow, contract management, data use, feedback and correction. An institution may inherit a failure generated elsewhere in the chain. Information asymmetry, concentrated market power, thin finance, fragmented value chains, public-goods gaps and network effects can sustain poor outcomes even without a single unlawful act. Weather, global prices, interest rates, exchange movements, pandemics and regional insecurity can cause or intensify loss. External origin does not remove the need to investigate exposure and preparedness. Service continuity, informal earnings and firm progression, disability outcomes, public-asset condition, procurement-to-outcome linkage, safely managed sanitation, crime victimisation and intervention effectiveness remain incompletely observed. Across these categories, the same candidate mechanisms recur: incomplete conversion, coordination failure, capacity constraints, financing rigidity, incentive misalignment, fragmented information, weak correction, market failure, geographic mismatch, historical path dependence and shocks interacting with thin buffers. They are not yet a final diagnosis. They are the questions the evidence has earned.

The problems are measurable, but measurement does not automatically identify treatment. High food prices can arise from weather, currency, input cost, logistics, competition or global markets. Weak learning can arise from nutrition, attendance, instruction, language, materials or school leadership. Procurement failure can arise from bad design, collusion, weak contract management, delayed cash or deliberate theft. A solution aimed at the wrong mechanism can be expensive and sincere—and fail. Book 04 therefore ends with unresolved causal questions: Which constraints are root causes and which are symptoms? Which failures are common across sectors? Which feedback loops reproduce themselves? Which assets can interrupt several problems at once? Which institutions must change before money can produce outcome? Which interventions fail because a dependency elsewhere remains weak? The doorway

to Book 05 is the question this investigation can now ask precisely: If these are the problems Kenya repeatedly produces, what underlying mechanisms are generating them? That is BOOK 05 — THE DIAGNOSIS. Kenya's central problems are connected through incomplete conversion. Household effort does not reliably become security. Education access does not reliably become mastery. Facility contact does not reliably become effective care. Infrastructure presence does not reliably become dependable service. Enterprise activity does not reliably become productivity and scale. Public revenue and borrowing do not reliably become maintained assets and outcomes. Oversight does not reliably become correction. Five findings recur: 1. Burden is unequal. Income, place, sex, age, disability, work and county operating environment change exposure and ability to recover. 2. Many failures occur between institutions. The visible frontline inherits breakdowns in finance, procurement, logistics, data and coordination. 3. Households and firms absorb public unreliability privately. Workarounds protect daily life but reduce saving, investment and shared pressure for reform. 4. Access statistics overstate functioning where quality, continuity, affordability and outcome are omitted. 5. Weak correction allows problems to recur. Kenya often detects failure more successfully than it closes it. This is a diagnosis of problems, not yet their complete causal hierarchy or treatment.

This manuscript synthesises the project's national baseline, state, people, economy, human-capital, physical, institutional, citizen, productive, money, connectedness, resilience, global and national-synthesis diagnoses. Each problem is tested through:

- scale and denominator;
- distribution across people and place;
- trend and shock distinction;
- institutional role;
- immediate and deeper mechanism;
- intervention history;
- outcome evidence;
- alternative explanation;
- remaining uncertainty.

The final edition requires an underlying-source audit. Discovery links in research reports are not automatically publication authorities. Official statistics must retain their year and definition. Administrative data must identify covered populations. Audit and court claims require correct legal status. The evidence base is strongest for prices, budgets, formal institutions and selected access measures. It is weaker for service reliability, informal-firm productivity, disability outcomes, asset condition, household wealth, procurement outcomes and complete county comparison. DATA GAP — reliable evidence not yet located: national, comparable service-continuity measures for water and primary care. DATA GAP — reliable evidence not yet located: complete

public-asset condition and maintenance liabilities. DATA GAP — reliable evidence not yet located: longitudinal progression of informal firms into productive scale. DATA GAP — reliable evidence not yet located: one reconciled national register linking procurement, payment, physical progress, operation and outcome. Documentary cases, photography, institutional right-of-reply and legal review remain required before commercial publication. The Root Causes, Traps and Mechanisms Behind Kenya's Problems Book 05 asks which explanations survive evidence, which problems are symptoms of the same mechanism and where the national system becomes trapped. Why poor outcomes may persist—and what remains a derived causal position.
!National diagnosis systems map *Figure: National diagnosis systems map. Used as a navigation and analytical device, not decoration.*

WHAT WE NOW KNOW

- Oversight matters only when it changes behaviour or systems.
- The chapter's human lens is citizen, auditor, public officer.
- The proposed visual sequence is correction pipeline.

WHAT REMAINS UNCERTAIN

Audit/legal status handled precisely.

WHY THIS LEADS FORWARD

End with 3–7 findings, material uncertainty and a bridge to the next chapter.

V

UNDERSTAND WHY

Why do these problems persist?

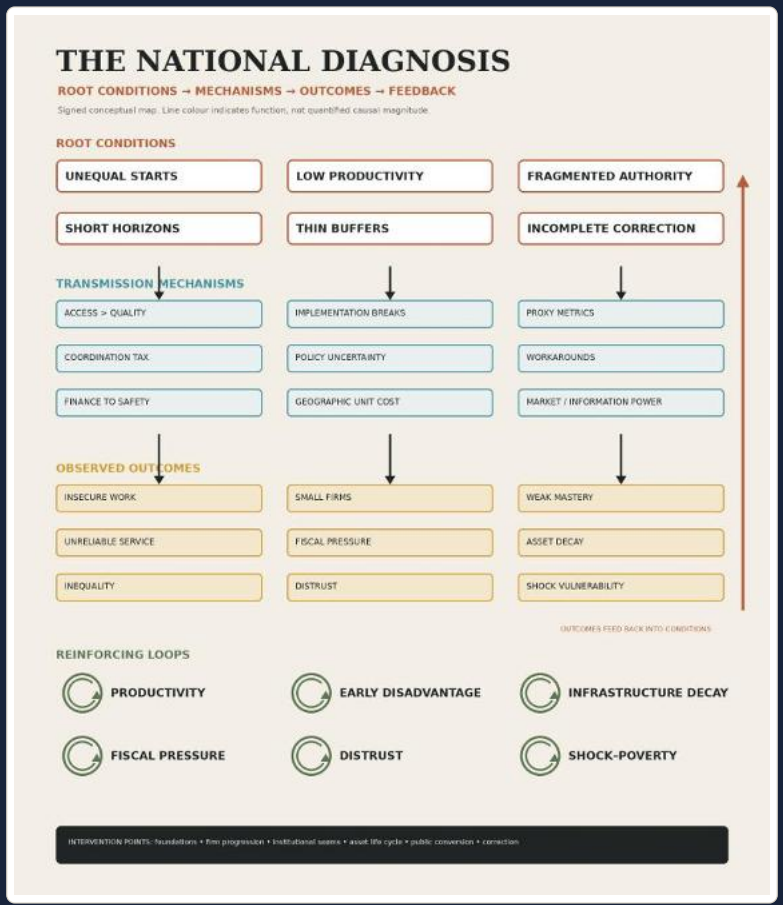

National diagnosis systems map.

THIS ACT IN ONE MINUTE

Why do these problems persist?

QUESTION

Why do these problems persist?

FINDING

The chapters that follow connect lived experience to the mechanisms, institutions and evidence needed to answer it.

WHY IT MATTERS

A national argument becomes useful only when a reader can see how its parts connect and where uncertainty remains.

CHAPTER 15

THE CONVERSION GAP

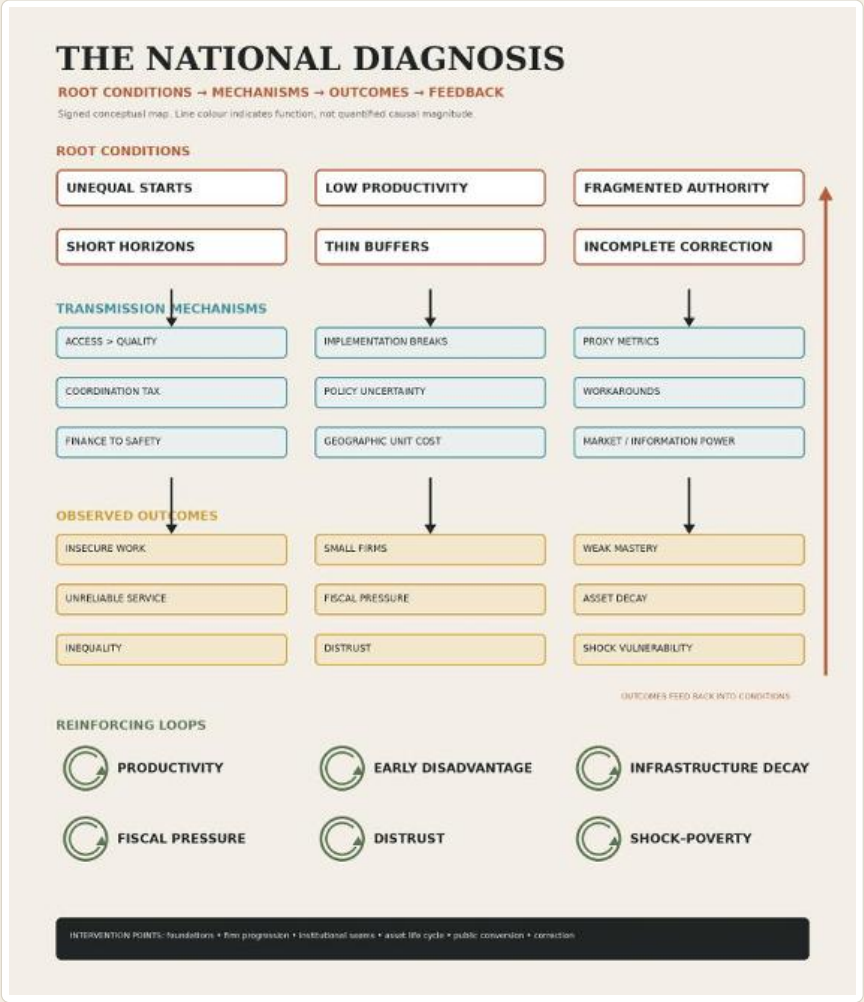

National diagnosis systems map.

THE QUESTION

Which failures are symptoms and which are mechanisms?

WHY IT MATTERS

Teach diagnostic discipline.

THE ANSWER IN ONE PARAGRAPH

Visible failures may share deeper conversion breakdowns.

HUMAN LENS: person → system → person. This is an editorial lens, not an invented personal story. A Symptom Is Not a Cause

SOURCE TRACE: Book 05 — The Diagnosis, source chapter 01; source line 3078.

A symptom is an observed condition: high food prices, a medicine stockout, weak learning, delayed justice or an unpaid public supplier. A trigger is the immediate event: drought, cash delay, illness, election or currency movement. A root condition is the underlying state that permits repeated harm: rain

dependence, thin buffers, fragmented authority or weak correction. A mechanism is the process carrying condition into outcome. Confusing these levels produces weak treatment. A drought triggers food stress, but it does not explain why one household loses all productive assets while another absorbs the shock. A procurement delay explains an empty shelf but may itself arise from cash rationing, poor forecasting, contested tender or weak contract management. Diagnosis therefore asks three counterfactual questions. If the trigger disappeared, would the problem remain? If the root condition changed, would the same trigger produce less harm? If the proposed mechanism were interrupted, would the outcome differ?

CAUSAL CLAIM

Kenya's recurring problems are frequently produced by interactions between structural conditions and conversion failures, not by one isolated shock or institution. Status: supported synthesis; causal strength varies by problem. Rival: separate sector-specific causes may explain more than a national mechanism. Test: the proposed mechanism must appear in independent sectors and predict where outcomes differ.

The Conversion Problem

SOURCE TRACE: Book 05 — The Diagnosis, source chapter 02; source line 3097.

Kenya possesses substantial inputs: young people, land, firms, infrastructure, finance, law, public institutions, global connections and community networks. Yet conversion repeatedly weakens along a chain: input → institution → process → output → reliable use → outcome → correction. Education converts years into mastery through instruction and feedback. Infrastructure converts capital into service through operation and maintenance. Finance converts saving into productive investment through information and risk assessment. Oversight converts evidence into correction through investigation, decision and enforcement. The conversion problem is not one failure. It is a family of mechanisms: missing complementary inputs, fragmented responsibility, weak information, delayed cash, distorted incentives, insufficient capability and incomplete feedback. This explains why additional money can matter greatly and still be insufficient. A starved system cannot deliver. A well-funded system with weak conversion can also disappoint. Human consequence appears as time, cost and uncertainty transferred into households and firms. National consequence appears as low productivity, thin revenue, distrust and repeated reform. The Difference Between a Constraint and an Excuse

SOURCE TRACE: Book 05 — The Diagnosis, source chapter 03; source line 3116.

History, geography and demography constrain Kenya. They do not absolve current institutions. A constraint is binding when relaxing it changes the outcome. A factor can be present without binding. A landlocked county faces distance, but unreliable administration may add more cost than kilometres. A young population creates school and job demand, but it also creates labour and markets. Historical origin and contemporary persistence are separate claims.

Colonial administration helped create vertical state habits. Independent governments retained and adapted them. Present responsibility lies partly in that reproduction. An explanation becomes an excuse when it treats agency as impossible, uses context selectively or cannot predict variation. Counties facing similar ecology can perform differently. Institutions with similar budgets can convert resources differently. Such variation is diagnostic evidence.

The purpose is not to assign innocence or guilt. It is to locate what can and cannot currently be changed.

WHAT WE NOW KNOW

- Visible failures may share deeper conversion breakdowns.
- The chapter's human lens is person → system → person.
- The proposed visual sequence is symptom/mechanism map.

WHAT REMAINS UNCERTAIN

Book 05 mechanism matrix.

WHY THIS LEADS FORWARD

End with 3–7 findings, material uncertainty and a bridge to the next chapter.

CHAPTER 16

THE LOOPS THAT REPRODUCE FAILURE

THE QUESTION

How can maintenance, coordination and information reinforce failure?

WHY IT MATTERS

Make feedback visible without false causality.

THE ANSWER IN ONE PARAGRAPH

Some failures persist because they reproduce their own conditions.

HUMAN LENS: household, frontline worker, institution. This is an editorial lens, not an invented personal story.

Unequal Starting Assets

SOURCE TRACE: Book 05 — The Diagnosis, source chapter 04; source line 3134.

Kenyans enter systems with unequal health, nutrition, land, wealth, location, education, networks, safety and time. These differences shape conversion. The same school produces different outcomes when one child arrives nourished, supported and able to study while another carries hunger, disability barriers or care work. The same loan has different value for a firm with premises and records than for one financing daily survival. The mechanism is cumulative advantage. Assets reduce the cost of future opportunity. Property supports collateral. Networks lower search cost. Good early health supports learning. Learning improves access to productive work. Each gain makes the next easier. Institutions often respond with formally equal access. Equality at the door does not remove unequal capacity to use what lies beyond it. Human consequence is the birth lottery. National consequence is lost capability, low social mobility and political demand for group access to scarce opportunity. Uncertainty: household wealth and intergenerational mobility are not measured with the frequency or depth required for precise national causal estimates.

Intervention point: the conversion stages where early disadvantage becomes irreversible—not a specific programme.

A Low-Productivity Base

SOURCE TRACE: Book 05 — The Diagnosis, source chapter 05; source line 3153.

Most Kenyan work occurs in small farms, household firms and informal services with limited capital and thin margins. Low productivity creates low income. Low income restricts saving and demand. Thin demand keeps firms small. Small firms cannot justify machinery, systems or specialised skill. The tax base remains narrow. Government then taxes visible formal activity heavily or borrows. This is an equilibrium, not a judgement on effort. People can work intensely inside a system that produces little value per hour. Institutions respond with credit, training, formalisation and input programmes. These target

individual constraints. Productivity often depends on a bundle: management, market, power, logistics, technology, standards and finance. Human consequence is busy insecurity. National consequence is insufficient productive surplus to finance investment, protection and reliable public systems.

BINDING OR MERELY PRESENT?

Credit is present as a constraint. It binds only where a viable investment and market exist. Where demand, management or infrastructure is weaker, additional debt may increase fragility rather than productivity.

Authority Split Across Too Many Seams

SOURCE TRACE: Book 05 — The Diagnosis, source chapter 06; source line 3171.

Kenya's constitutional and economic systems are necessarily interdependent. Fragmentation becomes harmful when responsibility is divided without an effective coordinating mechanism. A health outcome can involve national policy, county delivery, a national payer, regulator, supplier and facility. Metropolitan transport crosses counties and national roads. Water follows basins, not administrative boundaries. The mechanism is the seam. Each institution optimises its mandate, budget and reporting. The outcome exists between mandates. Information arrives late, cost is shifted and failure has no single owner.

Coordination meetings are a common response. Meetings cannot substitute for decision rights, shared data, aligned finance and an escalation route. Human consequence is referral from office to office. National consequence is duplication, delay and inability to solve cross-system problems. Short Horizons in Long-Lived Systems

SOURCE TRACE: Book 05 — The Diagnosis, source chapter 07; source line 3186.

Political, budget and managerial time are shorter than the life of infrastructure, skills, institutions and ecosystems. A new project produces visible credit. Maintenance prevents an event that never becomes visible. A target achieved this year can create liability next year. A reform dependent on one champion may disappear at transition. The mechanism is asymmetric reward. Launch and allocation are immediate and attributable. prevention, upkeep and institutional learning are dispersed and delayed. Institutions respond with medium-term plans, maintenance funds, performance contracts and strategies. Annual cash pressure and political reprioritisation can still dominate. Human consequence is unreliable service and emergency cost. National consequence is asset decay, repeated reconstruction and loss of institutional memory.

Thin Buffers Everywhere

SOURCE TRACE: Book 05 — The Diagnosis, source chapter 08; source line 3201.

A buffer is spare capacity, cash, inventory, insurance, storage, ecosystem health or fiscal room that absorbs shock. Many Kenyan households, firms, facilities and public institutions operate close to the edge. A household has little saving. A small firm depends on daily cash. A clinic has limited stock. A utility lacks preventive maintenance. Government carries heavy fixed obligations. The

mechanism is shock propagation. A small disruption becomes a large loss because there is no slack. Loss then removes the remaining buffer. Institutions respond through emergency relief, credit, supplementary budgets and family or community support. These preserve life and activity but often arrive after productive assets have been sold or debt incurred.

Human consequence is repeated recovery without accumulation. National consequence is volatility, fiscal diversion and reduced long-term investment.

Detection Without Correction

SOURCE TRACE: Book 05 — The Diagnosis, source chapter 09; source line 3216.

Kenya has substantial capacity to detect failure: audits, courts, commissions, media, civil society, public participation and citizen complaint. Correction requires a different chain: response, investigation, decision, remedy, verification and memory. Each link has separate institutions and incentives. The mechanism is consequence dilution. Delay, fragmented ownership and information gaps reduce the probability that a finding changes behaviour. Repetition becomes rational where sanction, recovery or process redesign is unlikely. Institutions respond with another inquiry, task force, dashboard or campaign. Detection expands faster than closure. Human consequence is learned distrust. National consequence is low compliance, reduced cooperation and repeated leakage.

Access Wins; Quality Waits

SOURCE TRACE: Book 05 — The Diagnosis, source chapter 10; source line 3234.

Access is visible, countable and politically legible. Quality is continuous, relational and difficult to measure. A connection, enrolment, facility, road or account can be delivered through a bounded project. Reliable electricity, learning, clinical effectiveness, maintenance and financial health require daily organisational performance. The mechanism is metric and delivery asymmetry. Institutions receive reward for expanding entry while the difficult operational work after entry belongs to dispersed staff and systems. The response is often a second access target. Outcome then lags despite genuine progress. Human consequence is a promise only partly realised. National consequence is infrastructure and enrolment without equivalent productivity or welfare.

The Missing Middle of Implementation

SOURCE TRACE: Book 05 — The Diagnosis, source chapter 11; source line 3249.

Kenya often moves effectively from idea to law and from political priority to budget line. The chain then lengthens. Budget is not cash. Cash is not procurement. Procurement is not delivery. Delivery is not operation. Operation is not outcome. The mechanism is cumulative conversion risk. If each stage performs at less than full reliability, the final probability of success falls sharply. No stage alone appears catastrophic. Institutions report the segment they control. A ministry reports allocation, an agency reports tender, a contractor reports completion and a facility reports opening. The citizen needs the whole chain. The intervention point is end-to-end ownership and evidence, not another plan. That is a diagnostic statement, not a programme design.

What Gets Counted Gets Performed

SOURCE TRACE: Book 05 — The Diagnosis, source chapter 12; source line 3264.

Targets change behaviour. When institutions are rewarded for kilometres, connections, trainees, disbursement or case clearance, they rationally optimise those measures. Quality outside the indicator can decline. Difficult cases can be avoided. Definitions can be stretched. This is not always deception. It is an unintended incentive produced by incomplete measurement. The mechanism is proxy substitution: a measurable activity stands in for the outcome and gradually becomes the objective. Balanced indicators and independent verification can reduce gaming, but every metric creates new behaviour. The unresolved need is measurement paired with professional judgement and citizen outcome. The Principal, the Agent and the Public Shilling

SOURCE TRACE: Book 05 — The Diagnosis, source chapter 13; source line 3279.

Citizens delegate to elected leaders. Leaders delegate to officials. Officials contract suppliers. Each principal knows less about execution than the agent performing it.

Information asymmetry creates room for low effort, hidden quality, inflated cost, collusion or simple misunderstanding. Complex projects widen the gap. Procurement rules respond through competition, documentation, inspection and audit. Excessive procedural control can also slow delivery and reward paperwork over outcome. The mechanism is not corruption alone. It is the difficulty of aligning incentives and verifying quality when actors possess different information. Human consequence is poor service or delay. National consequence is reduced value, distrust and reluctance to delegate.

The Coordination Tax

SOURCE TRACE: Book 05 — The Diagnosis, source chapter 14; source line 3294.

Coordination consumes time, information and authority. Where a result depends on several ministries, counties, utilities, regulators and firms, each additional handoff creates delay and ambiguity. The tax is highest where data and budgets are not shared. Institutions respond with committees. A committee can exchange information but may lack power to resolve trade-offs. The mechanism is distributed veto without integrated outcome ownership. Rational institutional self-protection produces collective underperformance. The consequence appears as stalled projects, duplicated systems and referrals. Nationally, coordination tax reduces the return on otherwise adequate capability.

Policy Risk Becomes Investment Risk

SOURCE TRACE: Book 05 — The Diagnosis, source chapter 15; source line 3309.

Firms invest when they can estimate rules, demand, cost and remedy over time. Frequent tax, regulatory, licensing or contract change creates option value in waiting. A firm may remain small, hold cash, choose short-payback activity or shift investment elsewhere. The mechanism is uncertainty, not necessarily the level of regulation. A demanding but predictable rule can be easier to invest under than a lower rule applied unpredictably. Government often responds to

weak investment with incentives. Incentives cannot fully compensate for uncertainty across the wider operating system.
Human consequence is fewer productive jobs. National consequence is shallow capital formation and policy dependence on repeated concessions.

The Workaround Trap

SOURCE TRACE: Book 05 — The Diagnosis, source chapter 16; source line 3324.

Kenyans solve unreliable systems privately. A household buys water, tutoring, transport, security, a generator or private care. A firm holds inventory, hires a fixer, runs backup power or integrates logistics. Communities create chamas, welfare networks and local infrastructure. These adaptations are strengths. They also create a trap. The mechanism is cost transfer. Failure moves from the public or network system into private time and money. Those who can exit become less dependent on common quality. Those who cannot pay receive the weakest service. Workarounds reduce immediate harm while consuming the surplus needed for asset building and weakening the coalition for universal reliability.

When Finance Follows Safety, Not Transformation

SOURCE TRACE: Book 05 — The Diagnosis, source chapter 17; source line 3339.

Finance providers prefer borrowers and assets they can assess, secure and recover. Government paper, established firms, payroll lending and property can appear safer than a young productive firm with uncertain cash flow. Short deposits make long-tenor lending difficult. Weak records and contract enforcement raise information cost. The mechanism is rational risk allocation producing a collectively weak investment pattern. What is safest for each lender may underfinance productivity for the economy. Guarantees, development finance, SACCOs and digital scoring respond to the gap. They can reduce one risk while creating moral hazard, over-indebtedness or selection problems. National consequence is capital circulating toward existing security rather than new capability.
When the State Must Spend Before the Economy

Can Pay

SOURCE TRACE: Book 05 — The Diagnosis, source chapter 18; source line 3354.

A young and growing population requires classrooms, health, water, transport and work-enabling infrastructure before many beneficiaries become high-income taxpayers. The state can tax current production, borrow against future production or ration service. Each carries cost. The mechanism is timing mismatch. Social and infrastructure investment is required early; productive returns and revenue arrive later and uncertainly. Debt can bridge the gap if conversion is strong. Weak project return turns the bridge into compression. Institutions respond through borrowing, donor finance, public–private arrangements and new taxes. Heavy fixed obligations then reduce room to absorb shocks. The diagnosis is not that demographic spending is waste. It is

that fiscal sustainability depends on turning that spending into future productivity. The Geography of Unit Cost

SOURCE TRACE: Book 05 — The Diagnosis, source chapter 19; source line 3369.

Distance, density, ecology and inherited corridors shape the cost of every network. Dense settlement can lower unit cost but create congestion and land expense. Sparse areas require long networks for few users. Arid systems require mobility and storage. Historical infrastructure attracts new investment, deepening spatial advantage. The mechanism is cumulative agglomeration and service economics. Firms and professionals locate near markets and infrastructure. Their presence justifies further investment. Equal per-capita allocation may not create equal service. Equal standards may require unequal operating models. The national consequence is persistent geographic inequality even without explicit discrimination.

Markets Without Enough Information or Power

Balance

SOURCE TRACE: Book 05 — The Diagnosis, source chapter 20; source line 3384.

Markets coordinate through prices, but prices do not contain all relevant information and actors do not hold equal power. A farmer may not know future demand or quality rejection risk. A small supplier may accept late-payment terms from a dominant buyer. A borrower may not understand total digital-credit cost. A consumer cannot inspect medicine quality. The mechanism is information asymmetry, externality or market power. Individual exchange produces outcomes that can be inefficient or unfair collectively. Standards, competition policy, disclosure, platforms, cooperatives and regulation respond. Poorly designed intervention can entrench incumbents or create compliance cost. The intervention point is the specific failure, not “more market” or “more state” in general. The Political Economy of Distribution

SOURCE TRACE: Book 05 — The Diagnosis, source chapter 21; source line 3399.

Reform creates winners and losers. Benefits can be concentrated among groups able to organise, while costs are dispersed among taxpayers or future users. Conversely, reform costs can be immediate and visible while benefits are delayed and broad. The mechanism is asymmetric political organisation. A small group with much at stake can influence policy more effectively than millions each bearing a small cost. Coalition maintenance also shapes appointments, projects and geographic distribution. Patronage can be understood as a political technology, not merely personal greed. This does not make capture inevitable. Transparency, competition, constitutional checks and broad constituencies can change the balance. Uncertainty remains high because influence is difficult to observe directly. Claims require documentary and process evidence, not suspicion. Six Loops That Reproduce the Present

SOURCE TRACE: Book 05 — The Diagnosis, source chapter 22; source line 3419.

Low productivity reduces wages and profit. Low surplus limits saving, demand and investment. Firms remain small and low-productivity. Poor health, nutrition

and foundational learning reduce later capability. Insecure work weakens the next household's capacity to invest in children. Weak maintenance produces unreliable service. Users resist payment or buy substitutes. Operator revenue and political support weaken. Maintenance falls further. Debt service and fixed commitments reduce productive and maintenance spending. Weaker growth and service reduce revenue and legitimacy, intensifying fiscal pressure. Poor or unfair service reduces trust and compliance. Lower cooperation, information and revenue weaken state capacity. Performance deteriorates. A shock destroys assets and creates debt. Lower assets reduce resilience. The next shock causes greater loss. These are reinforcing loops: change in one direction produces more change in the same direction. They do not operate everywhere with equal strength. When the Loops Lock Together

SOURCE TRACE: Book 05 — The Diagnosis, source chapter 23; source line 3450.

The loops interact. A drought cuts farm output and income. Food prices rise. Households reduce nutrition or school spending. Government expands emergency support while revenue weakens. Debt and fiscal pressure increase. Maintenance is delayed. The next flood causes greater infrastructure loss. An isolated intervention can therefore disappoint without being intrinsically wrong. Credit fails where demand is weak. Training fails where firms do not grow. roads fail where maintenance and market connection are absent. Audit fails where remedy does not follow. The mechanism is complementarity: the return to one capability depends on another. It is also sequencing: some changes must occur before others can work. This is why national transformation cannot be treated as a shopping list. It is a dependency problem.

WHAT WE NOW KNOW

- Some failures persist because they reproduce their own conditions.
- The chapter's human lens is household, frontline worker, institution.
- The proposed visual sequence is causal-loop diagrams.

WHAT REMAINS UNCERTAIN

Solid evidence links; dashed hypotheses.

WHY THIS LEADS FORWARD

End with 3–7 findings, material uncertainty and a bridge to the next chapter.

CHAPTER 17

CONSTRAINTS THAT CANNOT BE WISHED AWAY

THE QUESTION

What limits feasible action?

WHY IT MATTERS

Treat fiscal, capability, geographic and political economy constraints honestly.

THE ANSWER IN ONE PARAGRAPH

Ambition without constraint analysis is not strategy.

HUMAN LENS: taxpayer, county, implementer. This is an editorial lens, not an invented personal story. What the Evidence Cannot Yet Tell Us

SOURCE TRACE: Book 05 — The Diagnosis, source chapter 24; source line 3465.

A systems diagnosis can create false confidence because arrows look decisive. Kenya lacks sufficiently strong longitudinal evidence on household wealth, informal-firm progression, service reliability, public-asset condition, intervention outcomes and institutional behaviour. Many causal claims rely on cross-sectional association or process evidence. Counterfactuals are difficult. We observe the road that was built, not the same place without it. Counties differ in many ways at once. Policy often changes nationwide, removing a comparison group. The appropriate response is not paralysis. It is calibrated confidence and deliberate learning.

UNCERTAINTY REGISTER

A conclusion should weaken when measurement is indirect, rival explanations fit equally well, timing is unclear, scope is narrow or implementation varies. A diagram must show uncertainty at the arrow, not only in a footnote.

The Constraints That Bind

SOURCE TRACE: Book 05 — The Diagnosis, source chapter 25; source line 3484.

The evidence supports a concise national diagnosis. Kenya can mobilise inputs and expand access more reliably than it can sustain quality, operation, maintenance and outcome. The majority of work and enterprise generates too little surplus to finance household assets, firm investment and a broad fiscal base. Authority, finance, delivery, regulation and oversight are divided across seams without consistent end-to-end accountability. Visible launch and expansion routinely outrank maintenance, prevention, institutional memory and long-term capability. Households, firms, facilities, ecosystems and the budget transmit shocks because they possess little spare capacity. Kenya detects many failures but does not reliably convert findings into remedy, learning and non-recurrence. These diagnoses reinforce one another. Low productivity narrows fiscal room. Fiscal pressure shortens horizons. Short horizons weaken maintenance. Unreliable systems encourage workarounds and distrust. Distrust weakens cooperation and correction. Shocks enter a system with thin buffers. The national condition is therefore not a shortage of assets or effort. It is a

structure that repeatedly loses value during conversion and fails to learn fast enough from the loss. Where Treatment Would Have to Enter

SOURCE TRACE: Book 05 — The Diagnosis, source chapter 26; source line 3519.

An intervention point is not a manifesto item. It is a place in the causal system where change would interrupt a supported mechanism. Six points emerge. At the foundations: where nutrition, health, safety and foundational mastery shape lifetime capability. At the firm progression boundary: where survival activity must acquire management, technology, reliable infrastructure, market and finance together. At institutional seams: where shared outcomes require decision rights, aligned finance, common data and one escalation route.

At the asset life cycle: where design must include operation, maintenance, condition information and future liability. At the public conversion chain: where budget, cash, procurement, delivery, operation and outcome need end-to-end evidence. At correction: where audit, complaint and evaluation must lead to response, remedy, verification and memory.

THREE DIAGNOSTIC LOCATIONS

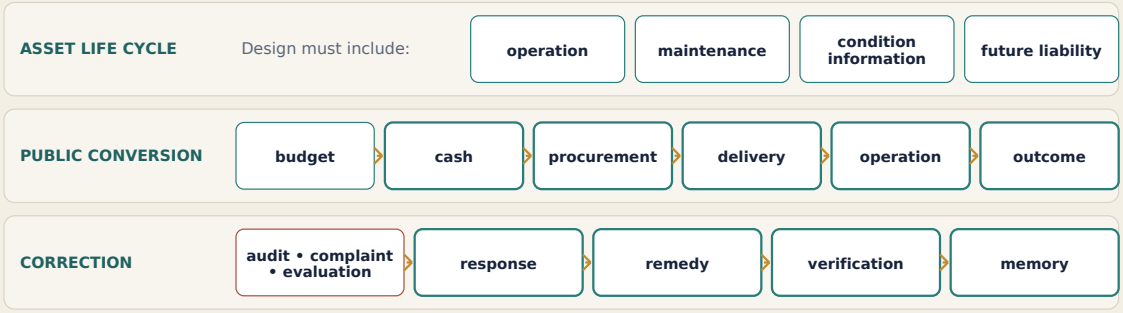

Source-based locations and requirements—not complete treatments or quantified flows.

These are locations, not complete treatments. They do not specify which institution should act first, how costs should be distributed or which political coalition can sustain change. The sequencing test is simple: does the proposed action relax a binding constraint, enable later actions and produce observable learning without destroying a valuable asset? That question leads toward prescription. This volume stops at diagnosis. Now we know what a solution would have to confront. A mechanism is neither fate nor metaphor. It is a process that can be interrupted. Kenya’s history includes genuine breaks: racial rule ended; political competition returned; constitutional power was dispersed; county governments were created; mobile money changed finance; renewable generation expanded. Path dependence can be redirected. But treatment aimed at the visible symptom will repeatedly disappoint if the mechanism survives. The intellectual work of diagnosis is therefore an act of discipline. It refuses the comfort of one villain, one reform, one institution or one election. It also refuses fatalism. The problem survived the programme because the programme did not alter the process reproducing the problem. The next books must ask what Kenya already possesses, what a healthy system would look like and how intervention

could be sequenced without pretending that diagnosis itself is a plan. Kenya is a country of substantial human, natural, economic, institutional and connective assets operating through a low-productivity, unevenly capable and weakly self-correcting system. Its recurring problems are generated by six mutually reinforcing structural constraints: 1. unequal starting assets; 2. low productivity and thin surplus; 3. fragmented outcome ownership;
4. short institutional and political horizons; 5. thin buffers against shock; 6. incomplete correction and learning. These constraints transmit through access-biased incentives, broken implementation chains, proxy metrics, information asymmetry, coordination cost, policy uncertainty, private workarounds, conservative finance allocation, demographic–fiscal timing, geographic unit costs, market power and political distribution. The resulting outcomes are insecure work, weak firm progression, unreliable services, unequal opportunity, fiscal compression, asset decay, distrust and repeated vulnerability. The most credible intervention points lie at human foundations, firm progression, institutional seams, asset maintenance, public-money conversion and correction. Their treatment, cost, sequencing and governance remain to be designed and tested. This manuscript synthesises Books 01–04 and the project's National Synthesis. It does not treat repetition across sources as independent confirmation when those sources rely on the same underlying data. Causal claims are evaluated through temporal order, mechanism, scope, rival explanation, comparative variation and available counterfactual evidence. Feedback loops are hypotheses about dynamic reinforcement, not quantified simulations unless explicitly modelled. Every final diagram requires a claim ledger linking each arrow to evidence, confidence, geography, period and limitation. National systems analysis compresses local variation. Mechanisms can operate differently by county, institution, income, gender, disability, sector and time. Several core areas lack adequate longitudinal evidence: household wealth and mobility; informal-firm progression; service continuity; public-asset condition; policy implementation fidelity; and recommendation closure. DATA GAP — reliable evidence not located: a national dataset linking programme inputs through implementation fidelity to long-term outcome across sectors. DATA GAP — reliable evidence not located: comparable measures of institutional coordination cost and correction time. The strongest claims in this manuscript remain subject to specialist causal review and underlying-source audit before commercial publication. What Kenya Must Do — and in What Order If this is the diagnosis, what would a serious prescription look like?
Book 06 tests treatment against the mechanisms identified here: what must change, what must be protected, which dependencies come first, how interventions interact, what they cost and how results would be verified. Interventions, institutions, trade-offs and adaptation. !National prescription

framework *Figure: National prescription framework. Used as a navigation and analytical device, not decoration.*

WHAT WE NOW KNOW

• Ambition without constraint analysis is not strategy.
• The chapter’s human lens is taxpayer, county, implementer.
• The proposed visual sequence is constraint/dependency matrix.

WHAT REMAINS UNCERTAIN

Fiscal/legal/devolution/capability reviews required.

WHY THIS LEADS FORWARD

End with 3–7 findings, material uncertainty and a bridge to the next chapter.

VI

EXPLORE WHAT COULD CHANGE

What would address mechanisms rather than symptoms?



National prescription framework.

THIS ACT IN ONE MINUTE

What would address mechanisms rather than symptoms?

QUESTION

What would address mechanisms rather than symptoms?

FINDING

The chapters that follow connect lived experience to the mechanisms, institutions and evidence needed to answer it.

WHY IT MATTERS

A national argument becomes useful only when a reader can see how its parts connect and where uncertainty remains.

CHAPTER 18

REPAIR THE FOUNDATIONS



National prescription framework.

THE QUESTION

Which foundations enable many outcomes at once?

WHY IT MATTERS

Focus on capability, data, maintenance and coordination.

THE ANSWER IN ONE PARAGRAPH

Foundations are multipliers, not slogans.

HUMAN LENS: public servant, service user. This is an editorial lens, not an invented personal story.

Treatment Must Follow Mechanism

SOURCE TRACE: Book 06 — The Prescription, source chapter 01; source line 3681.

A treatment should interrupt the process reproducing a problem. If weak learning is driven by children progressing beyond current mastery, building

more classrooms alone will not correct it. If a water utility loses a large share of treated water, a new source may feed the loss. If firms lack management, market and standards, credit alone may not create scale. The policy sequence is diagnostic: define outcome, identify mechanism, locate authority, test alternatives, design implementation, cost the lifecycle and precommit evidence gates.

PROGRAMME CARD — MECHANISM TEST

Problem: proposals often target visible symptoms. Objective: direct scarce capacity toward binding mechanisms. Intervention: require a published theory of change, rival explanation and evidence plan for major programmes. Institution: Treasury/planning bodies, implementing ministry/county and independent evaluator. Financing: low incremental cost; embedded in appraisal. Risk: paperwork without changed decisions. KPI: share of major programmes with verified baseline, mechanism and stop/modify/scale review. Accountability: approval and review record published.

What Government Must Do—and What It Should Not Try to Do

SOURCE TRACE: Book 06 — The Prescription, source chapter 02; source line 3702.

Government must secure constitutional rights, public goods, equal law, regulation of harm and power, foundational capability, redistribution and critical continuity. Markets can allocate many goods where competition, information, payment and remedy work. Communities and households provide knowledge, care and collective action. Government should not assume direct production is always superior. The design question is role: provide, finance, regulate, procure, coordinate, enable or withdraw. Confusing these roles creates conflict of interest and weak accountability. A public corporation may be justified where network, strategic or universal-service conditions exist. Commercial activity without such rationale should face a clear test. The intervention point is a function review tied to constitutional authority and market conditions—not indiscriminate privatisation or expansion.

The Fiscal Reality Test

SOURCE TRACE: Book 06 — The Prescription, source chapter 03; source line 3717.

Every proposal has capital, recurrent, maintenance, workforce and risk cost. The same intervention can be affordable as a targeted programme and impossible as an immediate universal entitlement. Unit cost changes with density, geography and existing capacity. The financing instrument should match the benefit. General revenue finances rights and redistribution. User charges suit recoverable services only where affordability and service are protected. Private finance suits commercial cash flows when risk can genuinely transfer. Debt suits durable assets whose social/economic return and debt service are credible. COSTING GAP — detailed costing required is more honest than a false national total. Opportunity cost must be named. A shilling committed to a new asset cannot maintain another system unless revenue or productivity rises.

How Evidence Travels Without Becoming

Copy-and-Paste

SOURCE TRACE: Book 06 — The Prescription, source chapter 04; source line 3732.

Foreign evidence helps answer whether a mechanism can work. It does not settle whether Kenya can implement it. A comparator is relevant when it shares the constraint, delivery environment or institutional mechanism—not merely income level or geography. Adaptation asks what must change in law, workforce, finance, technology, language, density and political economy. Kenyan precedent is especially valuable: mobile-money regulation, geothermal development, devolution, school access, community health, cash transfers and digital tax systems reveal capability and failure modes. A pilot should be compared with ordinary implementation conditions. Donor staff, exceptional procurement and intensive supervision can disappear at scale. One Chain from Priority to Outcome

SOURCE TRACE: Book 06 — The Prescription, source chapter 10; source line 3831.

Problem: policy, budget, procurement, delivery and outcome are separately managed. Objective: create end-to-end ownership for a small number of priority outcomes. Intervention: outcome delivery chains with one accountable convenor, named institutional owners, shared milestones, cash visibility, bottleneck escalation and independent outcome verification. Implementation: start with a limited portfolio; map legal authority; publish chain; use existing institutions rather than permanent task forces. Capacity: programme/contract management, data and cross-government authority. Financing: low–medium administrative cost; value comes from current budget conversion. Risk: central unit duplicates ministries or creates reporting theatre. KPI: time from allocation to functioning service; milestone reliability; independently verified outcome. Accountability: public chain and named response deadlines. Open the Contract, Follow the Asset

SOURCE TRACE: Book 06 — The Prescription, source chapter 11; source line 3846.

Problem: public visibility often ends at award.

Objective: connect procurement to payment, physical delivery, operation and outcome. Intervention: interoperable open contracting with tender, bidder/beneficial ownership where lawful, award, amendments, invoices, payments, geotagged asset, inspection, handover and service status. Responsible: Treasury/procurement authority, procuring entities, companies registry, CoB, OAG and legislatures. Capacity: contract managers, data standards, verification and sanctions. Financing: medium digital/professional investment; phased. Risks: poor data, privacy/security exposure, collusion adapting, portal without enforcement. KPI: competitive bids, amendment/payment time, completed-operational ratio, issue closure. Accountability: public records and audit trail; anomaly triggers review, not automatic guilt. Maintain What the Country Already Owns

SOURCE TRACE: Book 06 — The Prescription, source chapter 12; source line 3861.

Problem: asset construction outruns condition information and maintenance. Objective: preserve service and reduce lifecycle cost. Intervention: national/county asset registers, condition grading, service standards, lifecycle plans, protected maintenance rules and handover requirements. Implementation: begin with critical facilities, roads, water and power assets; link budget to condition/risk; publish maintenance backlog. Capacity: engineers, facility managers, inspectors and asset systems. Financing: reprioritise from low-value new build; recurrent maintenance before replacement. Risks: inflated registers, deferred politically visible projects, contractor capture. KPI: asset condition, downtime, preventive/completion ratio and lifecycle cost. Accountability: owner named for every asset and annual public condition statement. Make National and County Systems Work Together

SOURCE TRACE: Book 06 — The Prescription, source chapter 13; source line 3876.

Problem: functions cross levels while finance, data and accountability fragment. Objective: make interdependence operational. Intervention: function-specific compacts defining policy, finance, delivery, regulation, data, escalation and dispute resolution. Implementation: prioritise health, water, agriculture, roads and disaster response; resolve one chain at a time. Capacity: intergovernmental secretariats with technical—not ceremonial—authority. Financing: align transfer timing and service standard; avoid unfunded mandates. Risk: compacts bypass constitutional roles or become meetings. KPI: transfer predictability, dispute time, data completeness and service continuity. Accountability: publish obligations and unresolved breaches by institution. Build a Trusted Data and Digital Public

Infrastructure

SOURCE TRACE: Book 06 — The Prescription, source chapter 14; source line 3891.

Problem: fragmented records and digital front ends create repetition, exclusion and vendor dependence. Objective: reusable, secure, rights-respecting public rails. Intervention: identity/consent, payments, notifications, registries and data exchange built with open standards, purpose limitation, audit logs, human correction, assisted/offline channels and tested recovery. Capacity: architecture, cybersecurity, service design, procurement and data protection. Financing: high initial/medium recurrent; shared components reduce duplication. Risks: breach, surveillance, exclusion, lock-in and automated error. KPI: transaction completion, correction time, assisted access, uptime, incidents and switching ability. Accountability: independent privacy/security audit and enforceable appeal. Turn Findings into Consequences and Learning

SOURCE TRACE: Book 06 — The Prescription, source chapter 15; source line 3905.

Problem: audits, complaints and evaluations recur without closure. Objective: make correction traceable and timely. Intervention: recommendation register with owner, response, classification, deadline, decision, remedy, recovery/sanction where lawful, verification and recurrence check. Responsible: audited entities, legislatures, OAG, investigators, prosecutors, courts and

administrative-justice institutions in their distinct roles. Risk: due-process shortcuts or performance targets that reward weak cases. KPI: time and share to verified closure, recurrence and value recovered/prevented. Accountability: public status with lawful confidentiality.

WHAT WE NOW KNOW

- Foundations are multipliers, not slogans.
- The chapter’s human lens is public servant, service user.
- The proposed visual sequence is foundation architecture.

WHAT REMAINS UNCERTAIN

Proposal classification and tests.

WHY THIS LEADS FORWARD

End with 3–7 findings, material uncertainty and a bridge to the next chapter.

CHAPTER 19

MAKE PRODUCTIVE SYSTEMS RELIABLE



Lake Turkana Wind Power project. Photograph: George Garang, CC BY-SA 2.0.

THE QUESTION

What would allow effort to become productivity and scale?

WHY IT MATTERS

Link enterprise, agriculture, industry, logistics and energy.

THE ANSWER IN ONE PARAGRAPH

Productivity is a system property as well as a firm property.

HUMAN LENS: farmer, supplier, manufacturer. This is an editorial lens, not an invented personal story.

Water: Recover Supply Before Chasing New Supply

SOURCE TRACE: Book 06 — The Prescription, source chapter 16; source line 3921.

Problem: scarcity and new demand coexist with high distribution loss and catchment decline. Objective: increase reliable safe water per shilling and per unit abstracted.

Intervention: utility water-balance teams, pressure/meter repair, leak zones, billing correction, catchment protection, targeted storage/recharge and service-continuity standards. Responsible: resource authorities, counties, utilities, regulator and catchment communities. Financing: medium;

performance-linked concessional finance can support verified loss reduction; large new supply requires lifecycle appraisal. Risks: tariff pressure, weak utility incentives, source conflict and displaced informal vendors. KPI: non-revenue water, hours/quality of service, cost per recovered cubic metre and low-income affordability. Power: Turn Clean Generation into Competitive Use

SOURCE TRACE: Book 06 — The Prescription, source chapter 17; source line 3934.

Problem: renewable generation does not consistently become affordable reliable productive power. Objective: reduce delivered cost and outage risk while preserving system solvency. Intervention: transparent least-cost planning; contract/liability review; transmission/distribution loss reduction; storage; critical-facility resilience; time/location tariffs where fair; productive-use clusters. Capacity: system planning, contract expertise, grid operation and regulator independence. Financing: high capital; concessional finance for grid/public benefits, commercial finance for recoverable assets. Risks: stranded capacity, tariff inequity, currency liabilities and politically suppressed cost. KPI: outage duration/frequency, losses, industrial delivered tariff, connection use and utility financial health. Move People and Goods with Less Friction

SOURCE TRACE: Book 06 — The Prescription, source chapter 18; source line 3947.

Problem: high uncertainty and weak last-mile links raise every delivered price. Objective: reduce door-to-door time, variability, damage and danger. Intervention: maintain high-value corridors and feeders; integrate road/rail/port data; modernise border process; urban bus priority and safe walking; cold-chain and aggregation nodes where demand supports them. Financing: prioritise maintenance and process reform before new megaprojects; user/port charges for service-linked recoverable operations. Risks: displaced road users, land acquisition, underused assets, operator capture. KPI: reliable travel time, logistics cost, dwell time, fatalities and asset condition.

Serviced Land Before Housing Targets

SOURCE TRACE: Book 06 — The Prescription, source chapter 19; source line 3959.

Problem: unit targets ignore land, infrastructure, transport, tenure and income. Objective: expand affordable connected housing choices. Intervention: serviced-land pipelines; planning and trunk infrastructure; settlement upgrading with anti-displacement protections; rental/social options; transit-linked development; transparent allocation. Responsible: counties lead planning/services; national institutions finance standards and trunk systems; private/community actors build/manage. Financing: high; land-value capture only with fair rules; targeted subsidy for affordability gap. Risks: displacement, speculation, remote units and contingent liabilities. KPI: total housing-plus-transport cost, serviced plots/units occupied, tenure security and displacement.

Help Firms Learn, Not Merely Borrow

SOURCE TRACE: Book 06 — The Prescription, source chapter 20; source line 3972.

Problem: firms receive isolated finance or training without capability bundle. Objective: increase productivity, quality, survival and progression. Intervention: management/technology extension; diagnostic coaching; standards/testing access; supplier development; digital adoption; growth finance conditional on credible plan. Responsible: firms and industry bodies deliver learning; government co-finances spillovers and standards infrastructure; lenders finance viable investment. Implementation: competitive cohorts in real value chains; independent productivity baseline; graduation/exit.
Risks: consulting subsidy, picking favourites, debt without demand. KPI: value added per worker, quality yield, sales, exports, formal jobs and private follow-on investment. Connect Farms to Complete Value Chains

SOURCE TRACE: Book 06 — The Prescription, source chapter 21; source line 3985.

Problem: production support fails when storage, standards, processing and buyers are weak. Objective: raise stable producer returns and food reliability. Intervention: crop/livestock-specific bundles: water/soil/health, extension, aggregation, storage/cold chain, transparent grades, processing, contracts and risk tools. Responsible: counties lead extension/local markets; national institutions manage research, standards, trade and cross-county systems; cooperatives/firms transact. Financing: public goods publicly funded; commercial chain assets privately/cooperatively financed with targeted de-risking. Risks: elite capture, crop monoculture, guaranteed-price fiscal exposure, ecological harm. KPI: net producer margin, yield stability, post-harvest loss, rejection and processing share. Build Export and Regional Scale Capability

SOURCE TRACE: Book 06 — The Prescription, source chapter 22; source line 3998.

Problem: firms face standards, information, logistics and scale barriers. Objective: increase sustainable domestic value captured from regional/global markets. Intervention: export readiness, accredited testing, market intelligence, trade finance, customs reliability, regional payment/dispute channels and supplier/skill/R&D commitments around FDI. Financing: medium capability; firms pay commercial market entry, public funds shared information/standards. Risks: subsidy capture, protectionism, weak reciprocity, external shock. KPI: exporter survival, product/market diversification, domestic supplier value and export jobs.

WHAT WE NOW KNOW

- Productivity is a system property as well as a firm property.
- The chapter’s human lens is farmer, supplier, manufacturer.
- The proposed visual sequence is intervention logic + value chain.

WHAT REMAINS UNCERTAIN

Sector evidence + feasibility gaps.

WHY THIS LEADS FORWARD

End with 3–7 findings, material uncertainty and a bridge to the next chapter.

CHAPTER 20

BUILD CAPABILITY ACROSS A LIFE

THE QUESTION

How can health, learning, work and protection reinforce one another?

WHY IT MATTERS

Present life-course intervention logic.

THE ANSWER IN ONE PARAGRAPH

Capabilities compound—and so do early failures.

HUMAN LENS: child, youth, worker, older person. This is an editorial lens, not an invented personal story.

A Strong Start Before School

SOURCE TRACE: Book 06 — The Prescription, source chapter 06; source line 3761.

Early health and nutrition shape learning and lifetime productivity. Problem: maternal/newborn risk, malnutrition, developmental delay and unequal access accumulate before school. Objective: ensure children enter school healthy, nourished and developmentally ready. Intervention: integrated maternal-child platform linking antenatal/postnatal care, immunisation, nutrition screening/support, developmental checks, disability referral, parenting support and community follow-up. Responsible: counties deliver primary/community health and early-child services; national institutions set standards, financing and data architecture. Implementation: define a small service bundle; map cohorts; assign community/facility follow-up; integrate records; target food/nutrition support by risk. Capacity: community health promoters, nurses, nutritionists, referral and supply reliability. Financing: medium recurrent priority; redirect fragmented programmes; protect essential commodities.

Risks/trade-offs: worker overload, data exclusion, over-medicalisation, weak county capacity. Outcome/KPI: reduced preventable maternal/newborn harm, stunting and untreated developmental need; disaggregated cohort completion and outcome measures. Accountability: county dashboards verified through household/facility audit and grievance route.

Foundational Mastery, Not Just Progression

SOURCE TRACE: Book 06 — The Prescription, source chapter 07; source line 3779.

Problem: years in school do not reliably become foundational literacy and numeracy. Objective: every child masters essential foundations early and receives timely remediation. Intervention: structured materials, teacher coaching, short low-stakes assessment, instruction responsive to current level, disability/language support and protected remediation time. Responsible: national education institutions set curriculum/assessment/teacher standards; teachers and school leadership deliver; counties support early-child foundations

within their function. Implementation: establish baseline; phase by county/school readiness; coach in classrooms; provide simple materials; publish cohort progress without punitive school ranking. Capacity: instructional coaches, teacher time, assessment literacy and materials logistics. Financing: medium recurrent; prioritise teaching support over one-off hardware. Risks: teaching to proxy, teacher burden, gaming, language mismatch. Trade-off: less curriculum breadth may be required for depth. KPI: independently verified mastery by grade, sex, disability, county and school context; progress of initially lagging learners. Accountability: school response plans and national/county public reporting. A Real Bridge from School to Work

SOURCE TRACE: Book 06 — The Prescription, source chapter 08; source line 3796.

Problem: credentials, employers and entry experience do not connect. Objective: make first productive work and continued skill acquisition easier. Intervention: employer-designed occupational standards, paid apprenticeships, shared training centres, prior-learning recognition, placement services and portable training records. Responsible: labour/education institutions, employers, TVETs, counties and professional bodies. Implementation: begin in sectors with real demand; co-finance time-limited apprenticeship places; verify competence; track earnings/retention rather than enrolment. Capacity: workplace mentors, assessors, equipment and employer coordination. Financing: medium, shared; public contribution pays external benefits, firms pay productive value. Risks: displacement of regular workers, ghost placements, low-quality cheap labour. KPI: completion, verified competence, six/twelve-month employment and earnings. Accountability: auditable employer claims and apprentice complaint channel.

Primary Care That Works Every Day

SOURCE TRACE: Book 06 — The Prescription, source chapter 09; source line 3812.

Problem: facility contact does not consistently produce prevention, medicine, referral and financial protection. Objective: make a defined primary-care bundle reliable. Intervention: facility/service standards; essential-medicine availability; integrated maternal, infectious and NCD care; referral coordination; interoperable records; catastrophic protection. Responsible: counties operate services; national institutions finance, regulate and set standards; purchasers pay against verified service and outcome. Implementation: baseline facility readiness; fix supply and staffing bottlenecks; phase payment reform; audit denial/stockout/referral. Capacity: clinical workforce, supply chain, data and facility management. Financing: high recurrent priority; pool fragmented spending; detailed actuarial costing required. Risks: unfunded benefit promise, fraud, provider exclusion, digital denial. KPI: effective coverage, medicine availability, referral completion, avoidable admission and catastrophic spending. Accountability: patient appeal, regulator review and county/national performance compact.

Protection That Activates Before Collapse

SOURCE TRACE: Book 06 — The Prescription, source chapter 23; source line 4013.
Problem: support often arrives after households sell assets or accumulate debt. Objective: preserve minimum consumption and productive capacity through shocks. Intervention: interoperable social registry with appeal; portable worker contributions; shock-trigger top-ups; public works where appropriate; links to services, not coercive conditions. Financing: medium/high recurrent; contingency and risk-layer funds; target by transparent rules. Risks: exclusion, political targeting, stale registry, dependency rhetoric obscuring rights. KPI: payment timeliness, exclusion/error, asset preservation and recovery time.

Household Assets That Survive Shocks

SOURCE TRACE: Book 06 — The Prescription, source chapter 24; source line 4025.
Problem: financial access does not reliably become buffers and long-term assets. Objective: widen safe savings, pension, insurance, secure tenure and productive asset ownership. Intervention: low-cost portable accounts; default/opt-out saving with hardship access; micro/meso insurance tied to credible triggers; consumer protection; title/tenure correction; fair long-term housing/productive finance. Risks: fees, mis-selling, illiquidity, exclusion and digitised predation. KPI: net liquid buffer, pension continuity, claim settlement, over-indebtedness and secure tenure.

Fund Risk Before Disaster

SOURCE TRACE: Book 06 — The Prescription, source chapter 25; source line 4036.
Problem: predictable hazards trigger improvised finance after loss. Objective: act before peak harm and protect critical continuity.
Intervention: hazard thresholds linked to pre-authorised finance/action; critical-service continuity plans; reserves, contingent credit and insurance layers; public after-action review. Responsible: national/county disaster, Treasury, meteorological, water, health and infrastructure institutions. Risk: false trigger, basis risk, unused funds, fragmented command. KPI: warning-to-action time, people/assets protected, service downtime and avoided loss methodology. Restore the Natural Systems the Economy Uses
SOURCE TRACE: Book 06 — The Prescription, source chapter 26; source line 4048.
Problem: catchment, soil, rangeland, coast and urban ecosystem degradation raise economic cost. Objective: treat natural capital as productive infrastructure. Intervention: outcome-based catchment/rangeland restoration; pollution enforcement; soil/water conservation; urban drainage/green systems; community benefit and tenure clarity. Financing: public environmental goods, polluter payment, verified ecosystem finance and user-benefit arrangements. Risks: land conflict, carbon/offset abuse, temporary planting without survival. KPI: water/soil/ecological function, not seedlings or hectares announced.

WHAT WE NOW KNOW

- Capabilities compound—and so do early failures.
- The chapter’s human lens is child, youth, worker, older person.
- The proposed visual sequence is life-course intervention map.

WHAT REMAINS UNCERTAIN

Life-course evidence and inclusion tests.

WHY THIS LEADS FORWARD

End with 3–7 findings, material uncertainty and a bridge to the next chapter.

CHAPTER 21

TEST, LEARN AND CORRECT

THE QUESTION

How should uncertain proposals be governed?

WHY IT MATTERS

Make experimentation accountable.

THE ANSWER IN ONE PARAGRAPH

Scaling should follow evidence, not protect prestige.

HUMAN LENS: citizen, implementer, evaluator. This is an editorial lens, not an invented personal story. How to Know When to Stop

SOURCE TRACE: Book 06 — The Prescription, source chapter 05; source line 3745.

Programmes survive because budgets, jobs and reputations become attached to them. Every major intervention should define failure conditions before launch. A pilot has baseline, comparison where feasible, fidelity measure, outcome, cost and distributional test. Stop when harm or persistent non-performance exceeds a threshold. Modify when mechanism is plausible but delivery fails. Scale when outcome, cost and capability survive ordinary conditions. Evaluation must influence budget. Evidence without a decision route becomes another report.

The Smallest Coherent Portfolio

SOURCE TRACE: Book 06 — The Prescription, source chapter 27; source line 4063.

The minimum coherent portfolio has seven layers: 1. foundational people capability; 2. state execution and correction;
3. reliable productive infrastructure; 4. firm productivity and scale; 5. household security and broad assets; 6. resilience and natural systems; 7. global absorption and value capture. A portfolio is not permission to fund everything. It means each selected intervention identifies the complementary capability it requires. Foundations without productive demand create frustrated skill. Firms without infrastructure cannot scale. Infrastructure without maintenance decays. Protection without productivity becomes fiscally fragile. Global integration without domestic absorption leaks value.

Sequence Before Scale

SOURCE TRACE: Book 06 — The Prescription, source chapter 28; source line 4082.

The critical path begins with truth and governability: baseline, function, data, contract visibility and correction. It then protects human foundations and critical continuity; improves execution and maintenance; makes water, power, mobility and digital systems more reliable; supports firm/farm progression; expands household assets; and builds resilience and global scale. Within five years, Kenya could establish standards, registers, open contracts, maintenance rules, mastery/remediation systems, primary-care reliability, apprenticeship markets, selected firm cohorts, water-loss programmes and trigger finance. Five years cannot complete industrial deepening, universal serviced urbanisation, high trust, broad wealth or ecosystem recovery. Plans that imply otherwise weaken accountability. Finance the Portfolio Without Hiding the Bill

SOURCE TRACE: Book 06 — The Prescription, source chapter 29; source line 4095.

Financing begins with reprioritisation and value from existing spending. Maintenance and foundational capability deserve priority because neglect creates larger future cost. Commercially recoverable projects should not consume scarce tax subsidy unless a clear public benefit or affordability gap exists.

Private finance does not make a public obligation free. Tariffs, availability payments, guarantees, land or tax concessions ultimately pay. All contingent liabilities belong in the public record. Borrowing should pass project return, lifecycle affordability, currency, refinancing and downside tests. Concessional finance is valuable where maturity and public benefit justify it; it should build domestic capability and provide an exit from permanent external dependence.

The National Prescription Framework

SOURCE TRACE: Book 06 — The Prescription, source chapter 30; source line 4108.

The framework combines four views. Human foundations support execution. Execution supports reliable systems. Reliable systems support productive work. Productive work supports household assets and fiscal capacity. Assets and capable institutions support resilience and global scale. truth/data → foundations → execution/maintenance → reliable systems → productive firms/work → broad assets → resilience/global value capture. Now: relief, continuity, truth and maintenance triage. 0–2 years: baselines, standards, registers, open chains, pilots and capability. 3–5 years: scale proven interventions and reliable operating systems. 6–10 years: deepen firms, cities, assets and institutions. 11–20 years: compound productivity, wealth, resilience and self-correction. promise → budget → procurement → implementation → operation → outcome → verification → correction.

NATIONAL PRESCRIPTION FRAMEWORK — DECISION RULE

Fund an intervention when the mechanism is supported, authority is clear, lifecycle cost is affordable, capability can be built, trade-offs are explicit and outcomes can be independently verified. Phase or reject it when these conditions are absent. The framework becomes the foundation for Book 07’s national vision architecture and Book 08’s sequenced implementation roadmap. Existing systems whose basic architecture is useful but whose operation is unreliable: primary-care pathways, water and power networks, transport operations, public assets, procurement/payment chains, school instruction support and correction after audit or complaint.

Rules and incentives that repeatedly produce poor conversion: capital-over-maintenance bias, output metrics that substitute for outcomes, fragmented national–county delivery, opaque fiscal liabilities, weak contract-to-asset traceability, finance that cannot distinguish viable productive risk and policy processes that scale before learning. Capabilities that remain too thin: integrated early-child development, independent outcome measurement, lifecycle asset management, trusted interoperable data infrastructure, firm

capability extension, anticipatory risk finance, county-specific operating models, credible evaluation and organisational memory. Constitutional rights and devolution; productive firms and farms; renewable-energy capability; digital and financial innovation; public institutions that already deliver; household and community networks; ecological systems; open regional and global connections. Reform that destroys a valuable asset is not transformation. Demand-linked apprenticeships; differentiated firm-growth finance; new digital public infrastructure; outcome delivery compacts; value-chain packages; industrial incentives; shock triggers and emerging climate-finance mechanisms. Test under ordinary delivery conditions before national lock-in. Effective service, learning, productivity, reliability, affordability, lifecycle condition, distribution, fiscal exposure, ecological function, correction and independent outcome—not only money spent, people registered or facilities constructed. REPAIR: restore function in systems that exist. REFORM: change incentives, rules and operating models. REBUILD: create capability or architecture that does not adequately exist. HORIZON 1 — STABILISE: fiscal truth, service continuity, maintenance triage, early foundations, risk triggers and correction. HORIZON 2 — REBUILD: institutional capability, reliable infrastructure, integrated human systems and productive value chains. HORIZON 3 — TRANSFORM: deeper firms and exports, broad household assets, resilient cities/ecologies and a self-correcting state. The prescription is not a promise that everything will work. It is a disciplined method for changing what the diagnosis says is producing the problem. A promise states intention. A prescription states mechanism, institution, implementation, capacity, financing, risk, outcome and accountability. None of the proposals in this book is guaranteed to succeed. Some should be piloted. Some should be targeted. Some require legal change. Some require capability before funding. Some should stop when evidence fails. The discipline is not pessimism. It is respect for scarce public money, institutional limits and citizens who have seen activity confused with result. Kenya does not need the largest programme list. It needs a coherent capability portfolio that makes the country progressively better at teaching, healing, executing, maintaining, producing, financing, enforcing, learning and recovering. A credible national prescription has seven layers and one accountability spine. The layers are human foundations; state execution; reliable infrastructure; productive firms and farms; household security/assets; resilience/natural systems; and global absorption/value capture. The accountability spine follows every promise through budget, procurement, implementation, operation, outcome, verification and correction. The immediate priority is not simultaneous universal rollout. It is to establish truth, service standards, asset/contract visibility, maintenance, early-child and foundational-learning reliability, primary care, selected productive value chains, shock triggers and correction mechanisms—then scale only what works under

ordinary conditions. Financing must match function. Tax funds rights, public goods and redistribution. User charges require affordability and service. Private finance suits recoverable cash flows with real risk transfer. Concessional finance suits long-tenor public benefits. Debt requires credible lifecycle return. All liabilities remain public even when they sit outside the budget headline. Success is a system that can learn and revise, not a document that predicts perfectly. This manuscript draws on the project's diagnosis, gap, prescription, vision and roadmap research. Proposals are derived from supported mechanisms, Kenyan institutional experience, credible research and relevant comparator evidence. No detailed national cost is manufactured where unit/lifecycle analysis is incomplete. COSTING GAP — detailed costing required applies to all proposals before budget commitment. Comparator evidence requires fresh source review. Programme effectiveness can change by population, implementing institution and scale. Institutional consultation, legal review, detailed costing, distributional analysis, environmental assessment and political-economy testing remain required. The final publication must distinguish evidence that an intervention can work from evidence that a named Kenyan institution can deliver it at scale. A Vision for the Country We Could Become Books 01–06 have established what Kenya is, how it got here, how it works, what is wrong, why it happens and what could change it. If Kenya can change, what should Kenya become?

Book 07 converts the prescription into a measurable national vision without confusing aspiration with implementation. A long-horizon destination, not a one-term guarantee. !National vision framework *Figure: National vision framework. Used as a navigation and analytical device, not decoration.*

WHAT WE NOW KNOW

- Scaling should follow evidence, not protect prestige.
- The chapter's human lens is citizen, implementer, evaluator.
- The proposed visual sequence is continue/modify/scale/pause/stop.

WHAT REMAINS UNCERTAIN

Evaluation/review architecture.

WHY THIS LEADS FORWARD

End with 3–7 findings, material uncertainty and a bridge to the next chapter.

VII

IMAGINE THE KENYA WE COULD BUILD

What could functioning systems make possible?

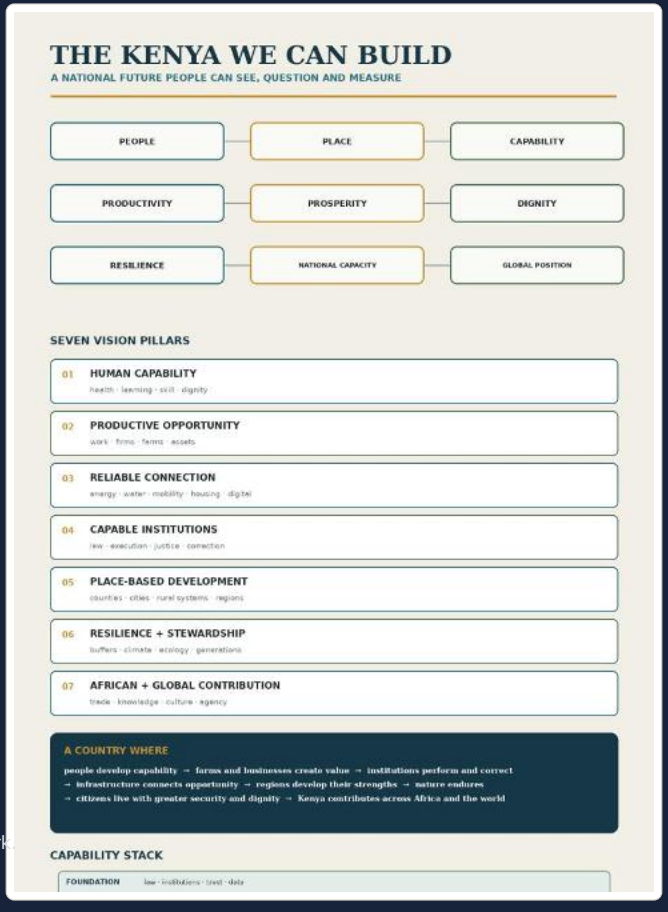

National vision framework

THIS ACT IN ONE MINUTE

What could functioning systems make possible?

QUESTION

What could functioning systems make possible?

FINDING

The chapters that follow connect lived experience to the mechanisms, institutions and evidence needed to answer it.

WHY IT MATTERS

A national argument becomes useful only when a reader can see how its parts connect and where uncertainty remains.

CHAPTER 22

A LIFE THAT CAN MOVE FORWARD



National vision framework.

THE QUESTION

What could functioning systems make possible across a life?

WHY IT MATTERS

Make vision tangible and conditional.

THE ANSWER IN ONE PARAGRAPH

Vision is the capability to move, adapt and recover.

HUMAN LENS: person across life stages. This is an editorial lens, not an invented personal story.

The Kenyan Child

SOURCE TRACE: Book 07 — The Kenya We Can Build, source chapter 04; source line 4309.

A child is born close enough to skilled care or a dependable referral pathway. Nutrition, immunisation, safe water, early stimulation and protection are connected rather than offered as isolated programmes. Disability is identified without reducing the child to a diagnosis; support begins before exclusion compounds. By school entry, readiness is measured as capability, not attendance at a programme. The decisive test is whether household income or county of birth predicts less of the child's survival, mastery and safety than it does today.

The Kenyan Student

SOURCE TRACE: Book 07 — The Kenya We Can Build, source chapter 05; source line 4316.

The student experiences school as learning. Literacy, numeracy, scientific reasoning, creativity, digital literacy, citizenship and practical competence are repeatedly demonstrated, not inferred from time served. Secondary, technical, apprenticeship and university routes are permeable rather than ranked as social worth. A learner can change direction, acquire new competence and show employers what they can do. Technology expands feedback and access without replacing teachers or excluding those without devices.

The Kenyan Worker

SOURCE TRACE: Book 07 — The Kenya We Can Build, source chapter 06; source line 4323.

Work increasingly builds skill, income and protection. Informal work does not vanish by decree, but the exchange around formality improves: useful services, predictable rules, portable protection and lower unnecessary friction. Productivity means better tools, management, infrastructure, finance and markets—not simply harder effort. Real earnings and security become as important as job counts.

The Kenyan Entrepreneur

SOURCE TRACE: Book 07 — The Kenya We Can Build, source chapter 07; source line 4330.

An entrepreneur moves from idea to registration, premises, workers, suppliers, customers, tax and export through predictable systems. Digital tools reduce repetition; finance recognises cash flow and capability; standards provide market access rather than only barriers. Failure remains possible. The better system distinguishes viable growth from permanent subsidy, protects fair competition and gives capable firms a path to learn, supply larger buyers and reach regional markets.

The Kenyan Family

SOURCE TRACE: Book 07 — The Kenya We Can Build, source chapter 08; source line 4337.

A family does not need private substitutes for every unreliable public system. Housing and transport consume a manageable share of time and income. Illness does not routinely become asset loss. Children can learn without household wealth purchasing the entire difference. Families build buffers: savings, pensions, insurance, secure tenure and productive assets. Care work becomes more visible in infrastructure, workplace and service design.

The Kenyan Citizen

SOURCE TRACE: Book 07 — The Kenya We Can Build, source chapter 09; source line 4344.
Citizens meet clear procedures, usable information and a route to remedy. Participation is connected to a response; taxation is connected to transparent choices; complaints and audits can end in verified correction. Trust is not demanded. It is produced by predictability, competence, fairness, transparency and lawful consequence. The Kenyan in Later Life
SOURCE TRACE: Book 07 — The Kenya We Can Build, source chapter 10; source line 4351.
Longer life is matched by income security, primary and chronic care, accessible transport, community connection and protection from abuse. Informal working lives do not automatically become old age without support. The test is dignity and agency: whether an older person can obtain care, income and remedy without depending entirely on the goodwill or poverty of younger relatives.

One Ordinary Day

SOURCE TRACE: Book 07 — The Kenya We Can Build, source chapter 31; source line 4518.
Before sunrise, a public-health nurse reviews a local dashboard that shows missed childhood visits without exposing families unnecessarily. A water operator sees a pressure anomaly before a pipe fails. A farmer checks a buyer's quality and collection schedule before harvest. These are scenarios grounded in systems designed in Book 06—not claims that the future has already occurred. A child eats before a lesson built around mastery. A student moves between technical learning and a paid, protected apprenticeship. An entrepreneur receives power, pays workers and tracks a shipment without losing a day to repeated forms. A worker's commute is predictable enough to plan care. A parent obtains primary care before illness becomes an emergency. An older person receives treatment and income without humiliation. At a county desk, a public servant can see authority, budget, contract, service standard and unresolved complaint in one lawful workflow. The future feels less dramatic than a launch ceremony. It feels reliable.

One Generation

SOURCE TRACE: Book 07 — The Kenya We Can Build, source chapter 32; source line 4527.
A child born into the transition should encounter stronger foundations by 2035, enter a more capable skills and work system by 2040, and raise a family in a more productive and resilient economy by 2050. These dates are scenario anchors, not guaranteed milestones. The intergenerational test asks whether debt is matched by useful assets, infrastructure is maintained, institutions remember, natural systems function and capability is distributed more broadly.

Kenya 2035

SOURCE TRACE: Book 07 — The Kenya We Can Build, source chapter 33; source line 4534.
Reform scenario By 2035, the credible ambition is not completion. It is visible change in system reliability: verified early-child and learning gains; stronger primary care; transparent contract-to-asset chains; maintenance recovery; functioning national–county compacts; selected reliable utility and logistics corridors; firms learning and exporting; shock triggers operating before loss.

Failure remains possible if fiscal compression, capability and political short horizons prevent scale. The 2035 test is whether mechanisms have changed, not whether every target is met.

Kenya 2040

SOURCE TRACE: Book 07 — The Kenya We Can Build, source chapter 34; source line 4543.

Deepening scenario By 2040, reforms that survived evaluation can compound: more productive firms and farms, deeper suppliers, more serviced urban land, stronger secondary cities, broader household protection and assets, improved ecological systems, and public institutions that revise programmes when evidence changes. Demography, climate and technology could alter the path materially. Flexibility is a capability, not a retreat from vision.

Kenya 2050

SOURCE TRACE: Book 07 — The Kenya We Can Build, source chapter 35; source line 4552.

Transformation scenario A medium demographic projection suggests a much larger and more urban country by 2050, but the exact population and urban share are conditional. Transformation means that scale is met by capability rather than diluted service. Multiple reinforcing systems improve together: human foundations, institutions, infrastructure, productivity, household assets, resilience and global value capture. The scenario is not guaranteed. It describes what becomes plausible if dependencies are built and protected over decades.

WHAT WE NOW KNOW

- Vision is the capability to move, adapt and recover.
- The chapter’s human lens is person across life stages.
- The proposed visual sequence is commissioned life-course illustration.

WHAT REMAINS UNCERTAIN

Derived vision; effects not guaranteed.

WHY THIS LEADS FORWARD

End with 3–7 findings, material uncertainty and a bridge to the next chapter.

CHAPTER 23

PLACES THAT CONVERT DENSITY AND DISTANCE INTO OPPORTUNITY

THE QUESTION

What would functioning cities, towns and counties do differently?

WHY IT MATTERS

Ground spatial vision.

THE ANSWER IN ONE PARAGRAPH

Place can reduce or multiply distance and cost.

HUMAN LENS: resident, commuter, producer. This is an editorial lens, not an invented personal story. The Future of Kenyan Cities

SOURCE TRACE: Book 07 — The Kenya We Can Build, source chapter 26; source line 4478.

Kenyan cities become more compact, serviced, connected and productive. Housing supply follows serviced land and varied tenure; upgrading protects residents; transport connects jobs and homes; public space, drainage, sanitation and waste systems make density workable. The ordinary test is total cost: rent or mortgage plus transport, water, energy, time, safety and health. The Future of Rural Kenya

SOURCE TRACE: Book 07 — The Kenya We Can Build, source chapter 27; source line 4485.

Rural Kenya is not defined by subsistence or abandonment. Farms connect to water, extension, storage, processing and markets; small towns provide health, learning, repair, finance and logistics; digital systems reduce information distance; natural systems remain productive.

Mobility between rural and urban life is choice and connection, not evidence of one place's failure.

The County Futures Atlas

SOURCE TRACE: Book 07 — The Kenya We Can Build, source chapter 28; source line 4492.

Each county begins from people, ecology, economic base, assets, infrastructure, fiscal/institutional capability and regional connection. It chooses a pathway within constitutional rights and national standards. The atlas does not rank forty-seven counties. It asks which capabilities each place should repair, protect, build and connect. Sub-county inequality remains visible.

The National Infrastructure Network

SOURCE TRACE: Book 07 — The Kenya We Can Build, source chapter 29; source line 4499.

The future map layers major cities and towns, ports, corridors, power and digital networks, water systems, agricultural/value regions, industrial/service clusters and ecological assets. Investment fills strategic network gaps and maintains existing value. No line on the map is a promise. Each requires demand, lifecycle finance, rights, climate resilience and measured service. Kenya's Natural Capital

SOURCE TRACE: Book 07 — The Kenya We Can Build, source chapter 30; source line 4506.

Water towers, aquifers, rangelands, soils, forests, lakes, coast and biodiversity become part of the national balance sheet. Use is governed by replenishment, ecological threshold, community rights and long-term value. The future generation receives functioning natural systems rather than a financial gain built on irreversible loss.

WHAT WE NOW KNOW

- Place can reduce or multiply distance and cost.
- The chapter’s human lens is resident, commuter, producer.
- The proposed visual sequence is country spreads + network map.

WHAT REMAINS UNCERTAIN

County/place evidence gaps explicit.

WHY THIS LEADS FORWARD

End with 3–7 findings, material uncertainty and a bridge to the next chapter.

CHAPTER 24

A CAPABLE, PRODUCTIVE AND RESILIENT REPUBLIC

THE QUESTION

What national condition could emerge over decades?

WHY IT MATTERS

Synthesize the vision beyond one term.

THE ANSWER IN ONE PARAGRAPH

Transformation is cumulative, institutional and generational.

HUMAN LENS: Kenyan citizen. This is an editorial lens, not an invented personal story.

The Country We Could Become

SOURCE TRACE: Book 07 — The Kenya We Can Build, source chapter 01; source line 4281.

Kenya could become a healthy, capable, productive, just, free, cohesive, resilient and self-correcting republic: one in which ordinary institutions—not exceptional personalities—convert human, natural, financial and global assets into reliable services, productive work, broad ownership and intergenerational opportunity. This is not uniform prosperity. Counties will remain different; people will choose different lives; shocks and mistakes will continue. The shift is from fragility to capability: fewer lives determined arbitrarily by birthplace, income, disability, distance or a single shock. The vision architecture runs from people → place → capability → productivity → prosperity → dignity → resilience → national capacity → global position. From Problems to Possibility

SOURCE TRACE: Book 07 — The Kenya We Can Build, source chapter 02; source line 4290.

Every possibility in this book begins with a diagnosed constraint. Reliable care responds to pathway failure. Learning responds to mastery gaps. Productive firms respond to complementary constraints. Maintained networks respond to lifecycle neglect. Trusted institutions respond to detection without correction. Possibility is credible when the transition is visible. “Better jobs” becomes foundations, firm capability, reliable infrastructure, market access and capital allocation. “Less corruption” becomes transparent contracts, verified assets, lawful correction and institutional memory. What Makes a National Vision Real?

SOURCE TRACE: Book 07 — The Kenya We Can Build, source chapter 03; source line 4297.

A real vision answers seven questions: what changes, for whom, compared with what, through which system, enabled by what capability, measured how and over what time. It also names trade-offs. A more reliable water service needs operating revenue and targeted affordability protection. Better-maintained assets may mean fewer new launches. Stronger privacy may slow data integration. Resilient cities may restrict building in dangerous locations. Vision without cost is advertising.

A Learning Kenya

SOURCE TRACE: Book 07 — The Kenya We Can Build, source chapter 11; source line 4363.

A learning Kenya detects gaps early, supports teachers, publishes honest outcomes and changes method when evidence changes. Schools produce mastery; TVET and apprenticeships produce competence; universities teach, research and solve; adults can learn again as technology and work shift. The loop is foundation → mastery → skill → productive work → household investment → stronger foundation. Progress is measured by learning growth, transition quality, competence and later productive outcomes.

A Healthy Kenya

SOURCE TRACE: Book 07 — The Kenya We Can Build, source chapter 12; source line 4370.

The health pathway begins before illness: nutrition, clean environments, vaccination, screening and public health. Primary care works daily; diagnosis and medicines are available; referrals complete; emergencies connect; financial protection prevents care from becoming poverty. A facility count is not the vision. Effective coverage, healthy life, avoidable mortality, recovery and protection from catastrophic cost are.

A Productive Kenya

SOURCE TRACE: Book 07 — The Kenya We Can Build, source chapter 13; source line 4377.

A productive Kenya creates more value from skill, management, technology, capital and infrastructure. Farms retain more value through water, quality, storage, processing and markets. Firms progress from survival to capability, suppliers deepen, and manufacturing/services solve regional needs. Growth is tested by productivity, real earnings, broad ownership, fiscal capacity and ecological cost—not only aggregate output.

A Connected Kenya

SOURCE TRACE: Book 07 — The Kenya We Can Build, source chapter 14; source line 4384.

Road, rail, port, aviation, power, water, sanitation and broadband form networks rather than isolated projects. A connection is useful because it is reliable, maintained, affordable and linked to opportunity. Connectivity reduces effective distance: travel time to work and care, dwell time at borders and ports, outage duration, water interruption and the cost of moving information, people and goods.

An Enterprising Kenya

SOURCE TRACE: Book 07 — The Kenya We Can Build, source chapter 15; source line 4391.

Productive enterprise can start, survive, learn, scale and compete under fair rules. Small firms are not romanticised as permanently small; large firms are expected to deepen suppliers, skills and innovation rather than capture protection. Capital follows credible productive capability, while public support is transparent, time-bound and measured for additionality. A Secure and Just Kenya

SOURCE TRACE: Book 07 — The Kenya We Can Build, source chapter 16; source line 4398.

Rights are practical. Police response is professional and accountable; investigation quality supports lawful prosecution; courts resolve disputes with due process; legal aid reaches people who would otherwise possess rights only

on paper; correctional systems protect safety and dignity. Safety is measured through victimisation, response, case quality, remedy and rights—not rhetoric or arrest counts alone.

A Capable Kenya

SOURCE TRACE: Book 07 — The Kenya We Can Build, source chapter 17; source line 4405.

Public institutions diagnose, prioritise, finance, execute, maintain, measure, correct and remember. Authority and resources align; national and county systems

cooperate without erasing constitutional roles; professional capability survives changes of leadership. The public-finance loop becomes revenue → prioritisation → budget → delivery → measurement → accountability → learning.

A Sustainable Kenya

SOURCE TRACE: Book 07 — The Kenya We Can Build, source chapter 18; source line 4412.

Catchments, soils, forests, wetlands, rangelands, coasts and biodiversity are productive assets with limits. Cities manage waste and pollution; agriculture adapts without exhausting land and water; infrastructure is built for future hazards. Natural capital is protected because food, water, health, tourism, energy and resilience depend on ecological function.

What Kenya Produces

SOURCE TRACE: Book 07 — The Kenya We Can Build, source chapter 19; source line 4424.

Kenya produces more food value, manufactured inputs and consumer goods, digital and professional services, creative work, health and education services, logistics, finance, clean-energy expertise and applied research. Selection follows capability and market evidence. The vision does not subsidise every sector equally or confuse aspiration with competitive advantage.

What Kenya Exports

SOURCE TRACE: Book 07 — The Kenya We Can Build, source chapter 20; source line 4431.

Exports become more diversified in product, destination and firm. Agriculture retains more processing and branding; manufacturers integrate regional suppliers; services export finance, technology, design, health, education and professional competence; culture earns creators sustainable value. Export success is measured by firm survival, domestic value, supplier depth, skill and foreign-exchange resilience—not announcement of market access.

Where Kenya Competes

SOURCE TRACE: Book 07 — The Kenya We Can Build, source chapter 21; source line 4438.

Kenya competes where assets and built capabilities intersect: East African logistics and services; renewable energy; climate-resilient agriculture; finance and payments; digital and professional services; tourism and culture; selected manufacturing; health, education and research networks.

Existing advantage is distinguished from capability that still must be built. Regional competitors are partners, markets and sources of learning—not an audience for exceptionalist claims.

Regional Economic Engines

SOURCE TRACE: Book 07 — The Kenya We Can Build, source chapter 22; source line 4445.
Nairobi remains important but no longer stands alone. Mombasa and the coast deepen maritime logistics, tourism, fisheries and culture; Kisumu and the lake basin connect food, fisheries, manufacturing and regional trade; Nakuru and Eldoret anchor production, learning, health and logistics; other secondary towns connect county value chains. Northern and arid counties build value around pastoral systems, energy, logistics, conservation and adapted services. Agricultural counties deepen processing. Border regions become lawful trade and service nodes. Different places contribute differently. The Future of Kenyan Enterprise

SOURCE TRACE: Book 07 — The Kenya We Can Build, source chapter 23; source line 4452.
The enterprise ladder is dynamic: livelihood activity can gain protection and capability; viable small firms can formalise where benefits exceed burden; growth firms access management, technology, standards, buyers and capital; anchor firms build suppliers and skills; exporters learn across markets. Competition policy, public procurement and finance prevent scale from becoming permanent privilege. Kenya in Africa

SOURCE TRACE: Book 07 — The Kenya We Can Build, source chapter 24; source line 4459.
Kenya becomes a reliable East African platform for movement, finance, knowledge, peace, healthcare, education, energy and enterprise. Its value comes from making regional exchange work, not dominating it. Regional institutions, interoperable standards and corridors allow Kenyan and neighbouring firms to reach larger markets while retaining more African value. Kenya in the World

SOURCE TRACE: Book 07 — The Kenya We Can Build, source chapter 25; source line 4466.
Global Kenya is trusted, capable and strategically diversified. It attracts investment that develops suppliers and skills, exports talent without severing diaspora
connection, contributes research and culture, and negotiates finance and security relationships with greater agency. Climate leadership is demonstrated through resilient systems and ecological stewardship, not branding alone.

The Kenya We Can Build

SOURCE TRACE: Book 07 — The Kenya We Can Build, source chapter 36; source line 4566.
Kenya can become a republic where people's capabilities are less determined by arbitrary starting conditions; productive effort becomes income and assets more reliably; infrastructure connects rather than merely exists; institutions perform and correct; regions develop distinct strengths within one constitutional system; natural assets create value without being destroyed; and regional/global connection deepens domestic capability. The national identity this implies is practical: dignity in service, enterprise with responsibility, constitutionalism under pressure, learning from evidence, fairness in rules, creativity in adaptation, openness to the world and stewardship across generations.

The National Capability Stack

SOURCE TRACE: Book 07 — The Kenya We Can Build, source chapter 37; source line 4573.
FOUNDATION: rule of law, constitutional institutions, trust produced by performance, and reliable data. ↓ HUMAN CAPABILITY: health, learning and adaptable skill. ↓ PHYSICAL CAPABILITY: energy, water, mobility, housing and digital infrastructure. ↓ PRODUCTIVE CAPABILITY: firms, farms, industry, services, finance and technology. ↓ NATIONAL CAPABILITY: research, innovation, strategic institutions and regional/global competitiveness. ↓ HUMAN WELLBEING: income, security, dignity, agency and opportunity.
The stack is not perfectly linear. Wellbeing, tax capacity and trust feed back into foundations; shocks can enter at every level. Book 08 must turn this architecture into sequence, responsibility and milestones. The Future We Choose to Build
SOURCE TRACE: Book 07 — The Kenya We Can Build, source chapter 38; source line 4590.
A vision is not valuable because it is optimistic. It is valuable because it clarifies direction, capabilities, measurement and choices. The Kenya we can build will still disagree, compete, face shocks and make mistakes. Its distinction will be the ability to learn and recover without repeatedly sacrificing the same citizens, assets and future. Kenya should become a healthy, capable, productive, just, free, cohesive, resilient and self-correcting African republic—one in which ordinary institutions turn the country's human, natural, constitutional, economic and global assets into reliable services, productive work, broad ownership, regional contribution and intergenerational opportunity. people can develop their capabilities ↓ businesses and farms can create and retain value ↓ institutions can perform, coordinate and correct ↓ infrastructure connects people and markets to opportunity ↓ natural assets create long-term value without losing ecological function ↓ counties and regions can develop their different strengths ↓ citizens can live with greater security, freedom, dignity and agency ↓ Kenya can compete, cooperate and contribute across Africa and the world. Every future-state claim traces baseline → diagnosed constraint → Book 06 pathway → enabling capability → citizen experience → indicator → timeframe/uncertainty.
Scenarios separate continuity, reform and transformation. Quantitative projections are conditional. Vision indicators require current baseline verification; no single score is produced. Future uncertainty includes technology, demography, climate, economics, geopolitics, institutions and behaviour. The vision is robust when capabilities remain useful across several futures: learning, maintenance, trustworthy data, flexible institutions, buffers, rights and adaptation. Human stories in this edition are explicitly future scenarios. They are not interviews or claims about named people. How the Kenya We Can Build Becomes Reality How do we actually get there? Book 08 turns the vision into sequence, responsible institutions, financing, milestones, dependencies, measurement, risk and correction. How programmes, projects, finance, capability and evidence fit together. !Integrated transformation

architecture *Figure: Integrated transformation architecture. Used as a navigation and analytical device, not decoration.*

WHAT WE NOW KNOW

- Transformation is cumulative, institutional and generational.
- The chapter's human lens is Kenyan citizen.
- The proposed visual sequence is future-system illustration.

WHAT REMAINS UNCERTAIN

Vision classifications and horizons.

WHY THIS LEADS FORWARD

End with 3–7 findings, material uncertainty and a bridge to the next chapter.

VIII

UNDERSTAND HOW TRANSFORMATION COULD HAPPEN

What would actually have to change?



Integrated transformation architecture.

THIS ACT IN ONE MINUTE

What would actually have to change?

QUESTION

What would actually have to change?

FINDING

The chapters that follow connect lived experience to the mechanisms, institutions and evidence needed to answer it.

WHY IT MATTERS

A national argument becomes useful only when a reader can see how its parts connect and where uncertainty remains.

CHAPTER 25

SEQUENCE BEFORE SCALE



Integrated transformation architecture.

THE QUESTION

What must happen first?

WHY IT MATTERS

Show dependencies and order.

THE ANSWER IN ONE PARAGRAPH

Correct sequence can matter as much as ambition.

HUMAN LENS: implementer, service user. This is an editorial lens, not an invented personal story. The Gap Between the Kenya We Have and the

Kenya We Can Build

SOURCE TRACE: Book 08 — The Transformation Plan, source chapter 01; source line 4735.

The question Book 07 supplied the destination. This chapter turns that destination into a gap that can be governed: not one distance, but linked

differences in human outcomes, service reliability, productivity, institutions, assets, resilience and place. Applied control *Apply the recurring programme-control device defined at the front of this book.*

Why Vision Alone Is Not Enough

SOURCE TRACE: Book 08 — The Transformation Plan, source chapter 02; source line 4778.

The question Vision is necessary because implementation needs direction; it is insufficient because aspiration does not assign authority, money, people, dependencies or correction. The central implementation error is to treat announcement as action and activity as outcome. Applied control *Apply the recurring programme-control device defined at the front of this book.*

What National Transformation Actually Requires

SOURCE TRACE: Book 08 — The Transformation Plan, source chapter 03; source line 4819.

The question Transformation is a repeatable national ability to know, choose, finance, execute, maintain, verify, correct and remember. It is a portfolio operating system rather than a heroic project. Applied control *Apply the recurring programme-control device defined at the front of this book.*

The Transformation Dependency Map

SOURCE TRACE: Book 08 — The Transformation Plan, source chapter 35; source line 5844.

The question Transformation is a dependency network. Prerequisites, enablers, multipliers, parallel tracks and bottlenecks are mapped separately so sequencing does not become a simplistic ranking. Dependency grammar A prerequisite must exist before safe scale. An enabler lowers cost or risk. A multiplier increases returns to other interventions. A parallel track can proceed independently within capacity. A bottleneck is the current limiting constraint. A failure point can break the chain. These labels are hypotheses to test, not universal causal laws. Applied control *Apply the recurring programme-control device defined at the front of this book.*

Stabilise, Rebuild, Transform

SOURCE TRACE: Book 08 — The Transformation Plan, source chapter 36; source line 5872.

The question Stabilisation protects life, essential service and governability; rebuilding repairs capability and systems; transformation compounds productivity, assets and resilience. Sectors enter these horizons at different times. First 100 days 1. Publish baseline and data-audit plan. 2. Disclose consolidated fiscal, contract, project, asset and critical-service risk. 3. Confirm constitutional/function ownership for each programme. 4. Protect continuity in medicine, water, power, safety, payroll and disaster readiness.

5. Publish programme, KPI, risk and review standards. 6. Freeze or review unappraised new commitments where lawful. 7. Open public evidence and grievance channels.

Year One

1. Complete costed programme designs and county variants. 2. Establish asset/contract registers and responsibility matrices. 3. Negotiate function-specific national–county compacts. 4. Launch bounded pilots and rapid

maintenance/loss-reduction repairs. 5. Finalise financing and workforce plans. 6. Conduct first independent portfolio review and publish decisions. No national outcome is declared achieved merely because the operating system is installed. Applied control *Apply the recurring programme-control device defined at the front of this book.* 100 Days, 1 Year, 3 Years, 5 Years and 10 Years

SOURCE TRACE: Book 08 — The Transformation Plan, source chapter 37; source line 5941.

The question Time horizons are operating windows, not campaign guarantees. The first hundred days establish truth and control; later years prove, scale, consolidate and deepen mechanisms according to evidence. Illustrative implementation horizons First 100 days: validate diagnosis, expose liabilities, protect critical continuity, name owners, prepare law and programme designs. Year 1: establish baselines, operating architecture, capability plans, pilots and procurement readiness. Years 2–3: expand mechanisms that pass evidence and readiness gates. Years 4–5: consolidate, evaluate, correct and institutionalise. Years 6–10+: pursue structural productivity, advanced capability, resilience and global position across administrations. First 100 days *Cross-reference: this unchanged implementation control/application is defined at its first occurrence and applies here.*

Year One

Cross-reference: this unchanged implementation control/application is defined at its first occurrence and applies here. No national outcome is declared achieved merely because the operating system is installed. Applied control *Apply the recurring programme-control device defined at the front of this book.* Backcasting the Kenya We Can Build

SOURCE TRACE: Book 08 — The Transformation Plan, source chapter 38; source line 6007.

The question Backcasting starts from a Book 07 outcome and asks what must be true immediately before it, then what capabilities, institutions, law, infrastructure, skills, markets, capital and data precede those conditions. Applied control *Apply the recurring programme-control device defined at the front of this book.*

WHAT WE NOW KNOW

- Correct sequence can matter as much as ambition.
- The chapter’s human lens is implementer, service user.
- The proposed visual sequence is dependency network.

WHAT REMAINS UNCERTAIN

Book 08 dependencies.

WHY THIS LEADS FORWARD

End with 3–7 findings, material uncertainty and a bridge to the next chapter.

CHAPTER 26

CAPABILITY BEFORE PROMISE

THE QUESTION

Who must be able to do what?

WHY IT MATTERS

Translate promises into institutional capability.

THE ANSWER IN ONE PARAGRAPH

Authority without capability cannot guarantee delivery.

HUMAN LENS: frontline worker, manager, county. This is an editorial lens, not an

invented personal story. Who Is Responsible for What?

SOURCE TRACE: Book 08 — The Transformation Plan, source chapter 04; source line 4860.

The question Responsibility begins with constitutional and statutory mandate. “Government” must be decomposed into accountable authority, delivery operator, financier, regulator, overseer, verifier and rights-holder. Responsibility architecture National government sets national policy and standards and performs national functions; counties perform devolved functions; legislatures legislate, appropriate and oversee; courts adjudicate independently; commissions and offices exercise constitutional mandates; regulators protect rules, safety, competition and consumers; firms invest and produce; communities contribute knowledge and stewardship; citizens remain rights-holders and democratic principals. Applied control *Apply the recurring programme-control device defined at the front of this book.*

The National Delivery Architecture

SOURCE TRACE: Book 08 — The Transformation Plan, source chapter 05; source line 4898.

The question A delivery architecture coordinates outcomes without creating a parallel state. Its centre sees dependencies and exceptions; lawful institutions retain implementation and accountability. Applied control *Apply the recurring programme-control device defined at the front of this book.*

Building Government Capability

SOURCE TRACE: Book 08 — The Transformation Plan, source chapter 06; source line 4933.

The question Capability precedes ambition at scale. Leadership matters, but so do professional cadres, engineering, procurement, finance, management, frontline staffing, records and institutional memory. Applied control *Apply the recurring programme-control device defined at the front of this book.* Data, Intelligence and the National Dashboard

SOURCE TRACE: Book 08 — The Transformation Plan, source chapter 07; source line 4964.

The question Data becomes intelligence only when definitions are stable, uncertainty is shown, institutions can act and citizens can challenge error. A dashboard is a decision interface, not evidence that a result occurred. Applied control *Apply the recurring programme-control device defined at the front of this book.*

Capable Institutions

SOURCE TRACE: Book 08 — The Transformation Plan, source chapter 11; source line 5097.

The question Capable institutions convert authority and resources into lawful, reliable outcomes. The operating priority is usually to repair mandate, workflow, staffing, information and consequence before inventing another institution. Applied control *Apply the recurring programme-control device defined at the front of this book.*

Institutional Change

SOURCE TRACE: Book 08 — The Transformation Plan, source chapter 31; source line 5722.

The question Institutional change alters mandates, structure, workflows, staffing, incentives, technology and accountability while keeping essential services running. Transition design is part of the reform. Applied control *Apply the recurring programme-control device defined at the front of this book.*

Institutional Memory

SOURCE TRACE: Book 08 — The Transformation Plan, source chapter 34; source line 5809.

The question Institutional memory prevents every administration from paying again to learn the same lesson. Decisions, assumptions, contracts, data, evaluations, unresolved risks and handovers must remain findable and usable. Applied control *Apply the recurring programme-control device defined at the front of this book.*

How Transformation Becomes Institutional

SOURCE TRACE: Book 08 — The Transformation Plan, source chapter 45; source line 6397.

The question Transformation becomes institutional when ordinary budgets, organisations, professional norms, records, maintenance and correction reproduce it across leadership changes and shocks. Applied control *Apply the recurring programme-control device defined at the front of this book.*

WHAT WE NOW KNOW

- Authority without capability cannot guarantee delivery.
- The chapter’s human lens is frontline worker, manager, county.
- The proposed visual sequence is capability map.

WHAT REMAINS UNCERTAIN

Mandate/capability review.

WHY THIS LEADS FORWARD

End with 3–7 findings, material uncertainty and a bridge to the next chapter.

CHAPTER 27

FINANCE, MAINTAIN AND LEARN

THE QUESTION

How does a programme survive beyond launch?

WHY IT MATTERS

Integrate lifecycle finance, maintenance and learning.

THE ANSWER IN ONE PARAGRAPH

One-time spending creates recurring obligations.

HUMAN LENS: taxpayer, operator, user. This is an editorial lens, not an invented

personal story. Money, Budgets and Financing Transformation

SOURCE TRACE: Book 08 — The Transformation Plan, source chapter 08; source line 4989.

The question Transformation must fit a consolidated fiscal envelope. Every programme exposes capital, recurrent, workforce, maintenance, transition, foreign-currency and contingent costs before claiming a financing source. Applied control *Apply the recurring programme-control device defined at the front of this book.* Procurement, Projects and Delivery

SOURCE TRACE: Book 08 — The Transformation Plan, source chapter 09; source line 5027.

The question Procurement is where policy meets markets and implementation. The public value chain continues from concept and appraisal through contracting, commissioning, operation, maintenance and evaluation.

The project lifecycle

CONCEPT → FEASIBILITY → DESIGN → FINANCING → PROCUREMENT → IMPLEMENTATION → COMMISSIONING → OPERATIONS → MAINTENANCE → EVALUATION.

A gate must be passed before sunk cost becomes an argument for the next stage. The maintenance and exit plan exists before procurement. Applied control *Apply the recurring programme-control device defined at the front of this book.* Monitoring, Evaluation and Learning

SOURCE TRACE: Book 08 — The Transformation Plan, source chapter 10; source line 5064.

The question Monitoring asks whether work occurred. Evaluation tests whether it caused the intended result. Learning changes the design, budget or scale. Without the final step, measurement becomes bureaucracy. The learning loop PLAN → IMPLEMENT → MEASURE → EVALUATE → LEARN → ADAPT. Monitoring is frequent and operational; evaluation is periodic and causal where feasible; learning has a named decision owner and date. Applied control *Apply the recurring programme-control device defined at the front of this book.*

Public Finance

SOURCE TRACE: Book 08 — The Transformation Plan, source chapter 12; source line 5136.

The question Public finance is the control system through which priorities become credible commitments. It must connect revenue, budget, cash, procurement, asset, service, outcome, audit and correction. Applied control

Apply the recurring programme-control device defined at the front of this book.

Human Development

SOURCE TRACE: Book 08 — The Transformation Plan, source chapter 13; source line 5168.

The question Human development is one pipeline from pregnancy and childhood through learning, work, health, care and later life. Fragmented projects fail when a person falls between institutions. Applied control *Apply the recurring programme-control device defined at the front of this book.* Education and Skills

SOURCE TRACE: Book 08 — The Transformation Plan, source chapter 14; source line 5212.

The question Education implementation must optimise for mastery and adaptable competence, not enrolment, construction or certificates alone. Skills programmes require real demand, work-based learning and traced outcomes. Applied control *Apply the recurring programme-control device defined at the front of this book.*

Health

SOURCE TRACE: Book 08 — The Transformation Plan, source chapter 15; source line 5251.

The question Health implementation is a pathway: prevention, primary contact, diagnosis, medicine, referral, recovery and financial protection. Counties and national institutions hold distinct, interdependent roles. Applied control *Apply the recurring programme-control device defined at the front of this book.* Work, Productivity and Employment

SOURCE TRACE: Book 08 — The Transformation Plan, source chapter 16; source line 5277.

The question Work improves when productive firms and farms, skills, infrastructure, management, finance and markets improve together. Employment counts alone cannot establish income, security or progression. Applied control *Apply the recurring programme-control device defined at the front of this book.* Enterprise and Entrepreneurship

SOURCE TRACE: Book 08 — The Transformation Plan, source chapter 17; source line 5314.

The question Enterprise policy should reduce avoidable friction and build measurable firm capability. Support must be cohort-based, transparent, additional and time-bound rather than permanent discretion. Applied control *Apply the recurring programme-control device defined at the front of this book.* Agriculture and Food Systems

SOURCE TRACE: Book 08 — The Transformation Plan, source chapter 18; source line 5332.

The question Agriculture is implemented as differentiated value chains and ecological systems, not one national package. Producer margin, nutrition, water, loss and soil or rangeland condition belong in the same result frame. Applied control *Apply the recurring programme-control device defined at the front of this book.* Manufacturing and Industry

SOURCE TRACE: Book 08 — The Transformation Plan, source chapter 19; source line 5356.

The question Manufacturing depends on reliable energy, logistics, land, standards, skills, capital, technology, buyers and management. Sector support should pass readiness, additionality, competition and exit tests. Applied control

Apply the recurring programme-control device defined at the front of this book. Infrastructure and Logistics

SOURCE TRACE: Book 08 — The Transformation Plan, source chapter 20; source line 5385.

The question Infrastructure is a maintained service network. The portfolio should repair and operate valuable assets, complete justified commitments and appraise new links against whole-network effects. Applied control *Apply the recurring programme-control device defined at the front of this book.* Energy and Water

SOURCE TRACE: Book 08 — The Transformation Plan, source chapter 21; source line 5414.

The question Energy and water require source-to-user balances, solvency, maintenance, affordability protection and resilience. Connection targets are paired with delivered cost, quality and continuity. Applied control *Apply the recurring programme-control device defined at the front of this book.* Housing and Cities

SOURCE TRACE: Book 08 — The Transformation Plan, source chapter 22; source line 5451.

The question Housing is a land, infrastructure, finance, rental, upgrading, transport and municipal-management system. The citizen metric is total cost, time, safety, services and security—not units announced. Applied control *Apply the recurring programme-control device defined at the front of this book.*

Digital Kenya

SOURCE TRACE: Book 08 — The Transformation Plan, source chapter 23; source line 5475.

The question Digital public infrastructure can remove repeated friction only when identity, payment, data exchange, consent, appeal, accessibility, cybersecurity and offline continuity work together. Applied control *Apply the recurring programme-control device defined at the front of this book.* Trade, Tourism and Creative Industries

SOURCE TRACE: Book 08 — The Transformation Plan, source chapter 24; source line 5500.

The question Trade, tourism and creative activity create national value when domestic firms, workers, places, rights and knowledge capture more of the connection. Promotion cannot substitute for capability. Applied control *Apply the recurring programme-control device defined at the front of this book.* Justice, Security and Rights

SOURCE TRACE: Book 08 — The Transformation Plan, source chapter 25; source line 5518.

The question Justice and security implementation must protect independence, due process and remedy. Faster processing is paired with quality and rights; safety is measured through victimisation and trust as well as enforcement activity. Applied control *Apply the recurring programme-control device defined at the front of this book.* Environment, Climate and Natural Capital

SOURCE TRACE: Book 08 — The Transformation Plan, source chapter 26; source line 5545.

The question Natural capital and climate resilience are productive and fiscal infrastructure. Implementation uses thresholds, risk maps, catchment and landscape systems, pollution enforcement, restoration permanence and continuity planning. Applied control *Apply the recurring programme-control device defined at the front of this book.* Social Protection and Resilience

SOURCE TRACE: Book 08 — The Transformation Plan, source chapter 27; source line 5572.
The question Protection should prevent temporary shock from becoming permanent loss while preserving agency and productive participation. Registries require appeal, privacy, verification and shock-responsive finance. Applied control *Apply the recurring programme-control device defined at the front of this book.*

National–County Coordination

SOURCE TRACE: Book 08 — The Transformation Plan, source chapter 28; source line 5606.
The question Kenya is implemented through two constitutional levels and many independent institutions. Common outcomes need function tags, financing rules, shared data and dispute resolution—not administrative uniformity. Applied control *Apply the recurring programme-control device defined at the front of this book.*

The Citizen Experience

SOURCE TRACE: Book 08 — The Transformation Plan, source chapter 29; source line 5624.
The question The citizen experiences one life, not a ministry chart. The journey test reveals broken handoffs from birth through school, work, enterprise, family, health, housing and later life. The citizen journey test
BIRTH → CHILDHOOD → SCHOOL → SKILLS → WORK → ENTERPRISE → FAMILY → HEALTH → HOUSING → LATER LIFE. At each handoff ask who owns it, which exclusion appears, what the citizen must repeat, what remedy exists and which outcome proves improvement. Applied control *Apply the recurring programme-control device defined at the front of this book.*

Business Experience

SOURCE TRACE: Book 08 — The Transformation Plan, source chapter 30; source line 5683.
The question A firm experiences regulation, utilities, payments, logistics, skills, finance and justice as one business environment. The business test tracks time, reliability, uncertainty and productivity rather than reform announcements. Business experience test Does the reform reduce unnecessary friction, improve reliability, finance, infrastructure, skills, markets, productivity, exports, predictability and trust? A portal or new law counts only when firm behaviour and performance change without weakening legitimate protections.
Applied control *Apply the recurring programme-control device defined at the front of this book.*

Managing Risk

SOURCE TRACE: Book 08 — The Transformation Plan, source chapter 32; source line 5750.
The question Risk management identifies exposure early enough to change decisions. Numerical probabilities are not manufactured; triggers, scenarios, owners, contingencies and residual uncertainty are explicit. Applied control *Apply the recurring programme-control device defined at the front of this book.*

Preventing Transformation Failure

SOURCE TRACE: Book 08 — The Transformation Plan, source chapter 33; source line 5772.

The question Transformation fails through predictable patterns: too many priorities, weak appraisal, unfunded mandates, procurement failure, central duplication, poor maintenance, dashboard theatre and inability to stop. Applied control *Apply the recurring programme-control device defined at the front of this book.*

WHAT WE NOW KNOW

- One-time spending creates recurring obligations.
- The chapter’s human lens is taxpayer, operator, user.
- The proposed visual sequence is lifecycle/waterfall conceptual.

WHAT REMAINS UNCERTAIN

Costing remains required input.

WHY THIS LEADS FORWARD

End with 3–7 findings, material uncertainty and a bridge to the next chapter.

CHAPTER 28

HORIZONS LONGER THAN A TERM

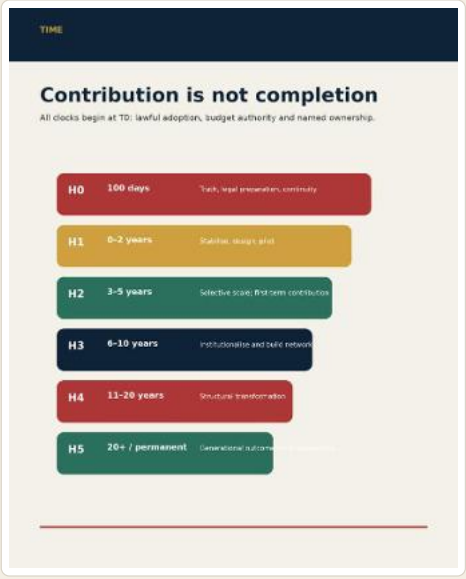

Transformation horizons: contribution is not completion.

THE QUESTION

What changes in 100 days, five years and a generation?

WHY IT MATTERS

Set honest time horizons.

THE ANSWER IN ONE PARAGRAPH

Contribution is not completion.

HUMAN LENS: citizen across electoral cycles. This is an editorial lens, not an invented personal story.

The National Transformation Portfolio

SOURCE TRACE: Book 08 — The Transformation Plan, source chapter 39; source line 6060.

The question The national portfolio separates foundational reforms, service delivery, capability, infrastructure, productivity, resilience and future options. Classification exposes balance and crowding-out; it is not a political rank. Applied control *Apply the recurring programme-control device defined at the front of this book.*

The Transformation Control Room

SOURCE TRACE: Book 08 — The Transformation Plan, source chapter 40; source line 6112.

The question The control room combines outcomes, programmes, budgets, milestones, risks, dependencies, counties, citizen evidence and evaluation. It diagnoses and escalates; it does not replace accounting officers or independent oversight. Citizen feedback pipeline

REPORT → TRIAGE → VERIFY → ASSIGN → RESOLVE → VERIFY RESOLUTION →

PUBLISH STATUS. A report is not a verified finding. The system protects complainants, prevents duplicate closure and publishes unresolved status with lawful privacy and security controls. Applied control *Apply the recurring programme-control device defined at the front of this book.*

Measuring Whether Kenya Is Actually Changing

SOURCE TRACE: Book 08 — The Transformation Plan, source chapter 41; source line 6179.

The question Progress is multidimensional. Outcome, implementation, fiscal, institutional, citizen, geographic, demographic, environmental, risk and evidence-quality dimensions stay separate. Transformation scorecard Track separately: outcome; implementation; fiscal performance; institutional capability; citizen experience; geographic equity; demographic effect; environmental effect; risk; and evidence quality. No overall score is produced. Applied control *Apply the recurring programme-control device defined at the front of this book.* What Happens When Reality Changes?

SOURCE TRACE: Book 08 — The Transformation Plan, source chapter 42; source line 6235.

The question Reality will depart from plan. The operating system needs decision gates—continue, modify, scale, pause or stop—and budget consequences that follow credible evidence. Applied control *Apply the recurring programme-control device defined at the front of this book.*

The National Transformation Roadmap

SOURCE TRACE: Book 08 — The Transformation Plan, source chapter 43; source line 6274.

The question The roadmap moves from current condition through truth, stabilisation, institutional strengthening, foundations, productivity, resilience and advanced capability. Overlap is permitted where dependencies and capacity allow. First 100 days *Cross-reference: this unchanged implementation control/application is defined at its first occurrence and applies here.*

Year One

Cross-reference: this unchanged implementation control/application is defined at its first occurrence and applies here. No national outcome is declared achieved merely because the operating system is installed. Applied control *Apply the recurring programme-control device defined at the front of this book.*

The National Transformation Ledger

SOURCE TRACE: Book 08 — The Transformation Plan, source chapter 44; source line 6342.

The question The ledger is the persistent data model beneath the publication and digital platform. It links objective to intervention, programme, project, authority, law, money, milestones, evidence, effects, risk, evaluation and adaptation. National transformation ledger fields Objective; baseline; desired outcome; intervention; programme; project; responsible institution; legal basis; funding source; estimated cost or uncertainty; timeframe; dependencies; milestones; output and outcome indicators; risks; demographic, county and environmental effects; evidence; evaluation method; status; lessons; adaptation

decision. Applied control *Apply the recurring programme-control device defined at the front of this book.* From Plan to Country

SOURCE TRACE: Book 08 — The Transformation Plan, source chapter 46; source line 6444.

The question A plan becomes a country only through millions of lawful, competent decisions by institutions, firms, communities and citizens. National architecture coordinates those decisions without pretending to replace democratic choice. The national transformation equation

VISION + CAPABILITY + CAPITAL + INSTITUTIONS + EXECUTION + LEARNING = TRANSFORMATION.

This is a conceptual reminder, not a mathematical law. Remove direction, capability, resources, lawful institutions, delivery or adaptation and the system weakens. Applied control *Apply the recurring programme-control device defined at the front of this book.*

CURRENT CONDITION
↓ DIAGNOSIS
↓ DESIRED FUTURE
↓ CAPABILITIES
↓ REFORMS
↓ PROGRAMMES
↓ PROJECTS
↓ FINANCING
↓ IMPLEMENTATION
↓ MEASUREMENT
↓ LEARNING
↓ ADAPTATION
↓ NATIONAL OUTCOMES
↓ THE KENYA WE CAN BUILD

Kenya's transformation is not one road, ministry, election, policy, technology, president or generation. It is coordinated improvement in institutions, people, infrastructure, markets, public systems, capabilities, incentives, knowledge, finance, geography and productive capacity. Coordination does not eliminate disagreement; it makes choices, authority, cost, evidence and consequences visible. The implementation standard is therefore simple to state and difficult to practise: know the starting condition; choose within constraints; assign lawful responsibility; finance the full lifecycle; build the capability; deliver through ordinary institutions; verify what changed; protect rights and future generations; correct what fails; preserve what was learned.

• 01 — The Gap Between the Kenya We Have and the Kenya We Can Build: establishes the operating question, implementation architecture, citizen test and adaptation rule for this part of the national system.

• 02 — Why Vision Alone Is Not Enough: establishes the operating question, implementation architecture, citizen test and adaptation rule for this part of the national system.

• 03 — What National Transformation Actually Requires: establishes the operating

question, implementation architecture, citizen test and adaptation rule for this part of the national system.

- 04 — Who Is Responsible for What?: establishes the operating question, implementation architecture, citizen test and adaptation rule for this part of the national system.
- 05 — The National Delivery Architecture: establishes the operating question, implementation architecture, citizen test and adaptation rule for this part of the national system.
- 06 — Building Government Capability: establishes the operating question, implementation architecture, citizen test and adaptation rule for this part of the national system.
- 07 — Data, Intelligence and the National Dashboard: establishes the operating question, implementation architecture, citizen test and adaptation rule for this part of the national system.
- 08 — Money, Budgets and Financing Transformation: establishes the operating question, implementation architecture, citizen test and adaptation rule for this part of the national system.
- 09 — Procurement, Projects and Delivery: establishes the operating question, implementation architecture, citizen test and adaptation rule for this part of the national system.
- 10 — Monitoring, Evaluation and Learning: establishes the operating question, implementation architecture, citizen test and adaptation rule for this part of the national system.
- 11 — Capable Institutions: establishes the operating question, implementation architecture, citizen test and adaptation rule for this part of the national system.
- 12 — Public Finance: establishes the operating question, implementation architecture, citizen test and adaptation rule for this part of the national system.
- 13 — Human Development: establishes the operating question, implementation architecture, citizen test and adaptation rule for this part of the national system.
- 14 — Education and Skills: establishes the operating question, implementation architecture, citizen test and adaptation rule for this part of the national system.
- 15 — Health: establishes the operating question, implementation architecture, citizen test and adaptation rule for this part of the national system.
- 16 — Work, Productivity and Employment: establishes the operating question, implementation architecture, citizen test and adaptation rule for this part of the national system.
- 17 — Enterprise and Entrepreneurship: establishes the operating question, implementation architecture, citizen test and adaptation rule for this part of the national system.
- 18 — Agriculture and Food Systems: establishes the operating question, implementation architecture, citizen test and adaptation rule for this part of the national system.
- 19 — Manufacturing and Industry: establishes the operating question,

implementation architecture, citizen test and adaptation rule for this part of the national system.

• 20 — Infrastructure and Logistics: establishes the operating question, implementation architecture, citizen test and adaptation rule for this part of the national system.

• 21 — Energy and Water: establishes the operating question, implementation architecture, citizen test and adaptation rule for this part of the national system.

• 22 — Housing and Cities: establishes the operating question, implementation architecture, citizen test and adaptation rule for this part of the national system.

• 23 — Digital Kenya: establishes the operating question, implementation architecture, citizen test and adaptation rule for this part of the national system.

• 24 — Trade, Tourism and Creative Industries: establishes the operating question, implementation architecture, citizen test and adaptation rule for this part of the national system.

• 25 — Justice, Security and Rights: establishes the operating question, implementation architecture, citizen test and adaptation rule for this part of the national system.

• 26 — Environment, Climate and Natural Capital: establishes the operating question, implementation architecture, citizen test and adaptation rule for this part of the national system.

• 27 — Social Protection and Resilience: establishes the operating question, implementation architecture, citizen test and adaptation rule for this part of the national system.

• 28 — National–County Coordination: establishes the operating question, implementation architecture, citizen test and adaptation rule for this part of the national system.

• 29 — The Citizen Experience: establishes the operating question, implementation architecture, citizen test and adaptation rule for this part of the national system.

• 30 — Business Experience: establishes the operating question, implementation architecture, citizen test and adaptation rule for this part of the national system.

• 31 — Institutional Change: establishes the operating question, implementation architecture, citizen test and adaptation rule for this part of the national system.

• 32 — Managing Risk: establishes the operating question, implementation architecture, citizen test and adaptation rule for this part of the national system.

• 33 — Preventing Transformation Failure: establishes the operating question, implementation architecture, citizen test and adaptation rule for this part of the national system.

• 34 — Institutional Memory: establishes the operating question, implementation architecture, citizen test and adaptation rule for this part of the national system.

• 35 — The Transformation Dependency Map: establishes the operating question, implementation architecture, citizen test and adaptation rule for this part of the national system.

• 36 — Stabilise, Rebuild, Transform: establishes the operating question,

implementation architecture, citizen test and adaptation rule for this part of the national system.

• 37 — 100 Days, 1 Year, 3 Years, 5 Years and 10 Years: establishes the operating question, implementation architecture, citizen test and adaptation rule for this part of the national system.

• 38 — Backcasting the Kenya We Can Build: establishes the operating question, implementation architecture, citizen test and adaptation rule for this part of the national system.

• 39 — The National Transformation Portfolio: establishes the operating question, implementation architecture, citizen test and adaptation rule for this part of the national system.

• 40 — The Transformation Control Room: establishes the operating question, implementation architecture, citizen test and adaptation rule for this part of the national system.

• 41 — Measuring Whether Kenya Is Actually Changing: establishes the operating question, implementation architecture, citizen test and adaptation rule for this part of the national system.

• 42 — What Happens When Reality Changes?: establishes the operating question, implementation architecture, citizen test and adaptation rule for this part of the national system.

• 43 — The National Transformation Roadmap: establishes the operating question, implementation architecture, citizen test and adaptation rule for this part of the national system.

• 44 — The National Transformation Ledger: establishes the operating question, implementation architecture, citizen test and adaptation rule for this part of the national system.

• 45 — How Transformation Becomes Institutional: establishes the operating question, implementation architecture, citizen test and adaptation rule for this part of the national system.

• 46 — From Plan to Country: establishes the operating question, implementation architecture, citizen test and adaptation rule for this part of the national system.

This volume synthesises Books 01–07, the Batch 23 National Transformation Roadmap, constitutional mandates, official statistics and public-finance/accountability evidence already recorded in the series evidence room. It distinguishes evidence (documented condition), diagnosis (mechanism inferred from evidence), proposal (possible action), assumption (condition required by the proposal) and uncertainty (what remains unknown). No precise programme cost, probability or nationwide deadline is invented. Before adoption, every programme requires refreshed baseline, function/legal review, lifecycle costing, fiscal and debt consolidation, workforce assessment, county and affected-group consultation, environmental and rights assessment, source audit and public decision. Cases from Kenya or elsewhere are precedents to investigate, not proof of transferability. The digital ledger, dashboard, risk register and

public delivery ledger are versioned evidence systems. A citizen report is not a verified finding; implementer status is not independent evaluation; expenditure is not output; output is not outcome; association is not causation. Historical baselines remain visible when methods change. Books 01–08 have built the national case. We have examined the country. We have examined its history. We have mapped its systems. We have investigated its problems. We have diagnosed the mechanisms behind those problems. We have examined possible interventions. We have imagined the Kenya those interventions could help create. And now we have designed an architecture for turning that vision into sustained implementation. But a national transformation architecture is not, by itself, a political programme. A political programme must make choices. It must define priorities, commitments, timelines, institutional arrangements and governing principles. That is where the next book begins. The Kenya We Can Build describes a possible national future. The Transformation Plan describes how that future could be pursued. The Manifesto describes what a particular political actor proposes to do about it. The distinction matters. These identifiers are permanent cross-edition controls. Local chapter, project or commitment numbers remain aliases.

- TPC-F01 — National Evidence, Asset and Promise/Project Spine
- TPC-F02 — Public Investment Completion and Maintenance Portfolio
- TPC-H01 — Foundational Mastery and Child Capability
- TPC-H02 — Primary/Preventive/Chronic Care Reliability
- TPC-H03 — Paid Apprenticeship and Lifelong Skills Market
- TPC-P01 — Firm and Farm Productivity Extension
- TPC-P02 — Receivables, Prompt Payment and Growth Capital
- TPC-P03 — Standards, Supplier and Export Capability
- TPC-R01 — Water Loss, Catchment and Reliability
- TPC-R02 — Least-Cost Grid and Critical Energy Resilience
- TPC-R03 — Freight, Road Maintenance and Corridor Reliability
- TPC-U01 — Serviced Land, Settlement Upgrading and Mobility
- TPC-S01 — Professional Public Capability and Memory
- TPC-S02 — Open Contracting and Regulatory Quality
- TPC-S03 — Justice Timeliness, Legal Aid and Accountable Safety
- TPC-D01 — Rights-Preserving DPI and Assisted Services
- TPC-D02 — Critical Cyber and Digital Continuity
- TPC-D03 — Research, Data, Compute and Innovation Commons
- TPC-X01 — Forecast-to-Action and Adaptive Protection
- TPC-X02 — Critical Infrastructure Continuity and Safer Recovery
- TPC-X03 — Natural Capital and Climate Adaptation Portfolio
- TPC-C01 — National–County Shared Capability and Regional Corridors
- TPC-G01 — Export, FDI Spillover and Regional Scale Platform
- TPC-G02 — Diaspora Talent, Capital and Global Knowledge Network

A neutral commitment model citizens can later compare with implementation. !Final accountability device *Figure: Final accountability device. Used as a navigation and analytical device, not decoration.*

WHAT WE NOW KNOW

- Contribution is not completion.
- The chapter’s human lens is citizen across electoral cycles.
- The proposed visual sequence is horizon graphic.

WHAT REMAINS UNCERTAIN

Horizon controls and milestones.

WHY THIS LEADS FORWARD

End with 3–7 findings, material uncertainty and a bridge to the next chapter.

IX CONTRACT

What should citizens be able to see and measure?



Public accountability device.

THIS ACT IN ONE MINUTE

What should citizens be able to see and measure?

QUESTION

What should citizens be able to see and measure?

FINDING

The chapters that follow connect lived experience to the mechanisms, institutions and evidence needed to answer it.

WHY IT MATTERS

A national argument becomes useful only when a reader can see how its parts connect and where uncertainty remains.

CHAPTER 29

WHAT CITIZENS SHOULD BE ABLE TO SEE



Public accountability device.

THE QUESTION

What information makes a promise inspectable?

WHY IT MATTERS

Define public visibility.

THE ANSWER IN ONE PARAGRAPH

Accountability begins with baseline, responsibility and measure.

HUMAN LENS: citizen, journalist. This is an editorial lens, not an invented personal story.

The Kenya We Inherited

SOURCE TRACE: Book 09 — The Public Contract, source chapter 01; source line 6711.

Policy status: DERIVED POSITION. The proposition Kenya enters any new governing term with real assets and hard constraints. The programme begins by describing both: human initiative, constitutional institutions, county diversity and regional position alongside insecure work, uneven capability, fiscal pressure, unreliable systems and incomplete correction. Applied control *Apply the recurring public-contract device defined at the front of this book.*

The Kenya We Can Build

SOURCE TRACE: Book 09 — The Public Contract, source chapter 02; source line 6738.

Policy status: DERIVED POSITION. The proposition The destination is inherited from Book 07: a healthy, capable, productive, just, free, cohesive, resilient and self-correcting republic. A manifesto does not own that future; it chooses a five-year contribution to it. Applied control *Apply the recurring public-contract device defined at the front of this book.*

Why This Programme Exists

SOURCE TRACE: Book 09 — The Public Contract, source chapter 03; source line 6787.

Policy status: DERIVED POSITION.

The proposition This programme exists to turn the series diagnosis into choices that can be audited. Its political claim is limited: a proposed administration should be judged by the commitments, money, institutions, milestones and outcomes it places in public view. Applied control *Apply the recurring public-contract device defined at the front of this book.*

The Citizen

SOURCE TRACE: Book 09 — The Public Contract, source chapter 04; source line 6873.

Policy status: DERIVED POSITION. The proposition The citizen is not a beneficiary waiting beneath the state. The citizen is a rights-holder, taxpayer, worker, caregiver, entrepreneur, community member and democratic principal whose time, dignity and agency matter. Applied control *Apply the recurring public-contract device defined at the front of this book.*

The State

SOURCE TRACE: Book 09 — The Public Contract, source chapter 05; source line 6919.

Policy status: DERIVED POSITION. The proposition The state should do what only lawful collective authority can do: protect rights, supply public goods, correct power and market failure, coordinate networks, redistribute fairly and preserve national capability. It should not confuse control with competence. Applied control *Apply the recurring public-contract device defined at the front of this book.*

The Economy

SOURCE TRACE: Book 09 — The Public Contract, source chapter 06; source line 6962.

Policy status: DERIVED POSITION.

The proposition The economy is a system of people, firms, farms, infrastructure, finance, institutions, technology, nature and markets. The programme favours productive capability and fair competition over permanent protection or slogans

about growth. Applied control *Apply the recurring public-contract device defined at the front of this book.* Opportunity, Dignity and Responsibility

SOURCE TRACE: Book 09 — The Public Contract, source chapter 07; source line 7001.

Policy status: DERIVED POSITION. The proposition Opportunity requires strong foundations and fair rules; dignity requires rights and a minimum floor; responsibility requires citizens, firms and institutions to meet lawful obligations. None of the three replaces the others. Applied control *Apply the recurring public-contract device defined at the front of this book.* Constitutional Government and Accountability

SOURCE TRACE: Book 09 — The Public Contract, source chapter 08; source line 7034.

Policy status: DERIVED POSITION. The proposition Constitutional process is part of delivery. Devolution, separation of powers, public finance rules, rights, judicial remedy and independent oversight are operating constraints that protect citizens and legitimacy. Applied control *Apply the recurring public-contract device defined at the front of this book.*

What We Promise

SOURCE TRACE: Book 09 — The Public Contract, source chapter 47; source line 9427.

Policy status: DERIVED POSITION.

The proposition A promise is admitted to the ledger only when it states action, owner, affected people, mechanism, timing, cost status, financing, indicator, risk and verification. Proposed policy is not guaranteed outcome. Applied control *Apply the recurring public-contract device defined at the front of this book.*

WHAT WE NOW KNOW

- Accountability begins with baseline, responsibility and measure.
- The chapter’s human lens is citizen, journalist.
- The proposed visual sequence is public-contract card.

WHAT REMAINS UNCERTAIN

Claim/programme registers.

WHY THIS LEADS FORWARD

End with 3–7 findings, material uncertainty and a bridge to the next chapter.

CHAPTER 30

WHAT INSTITUTIONS SHOULD BE ABLE TO DEMONSTRATE

THE QUESTION

What counts as credible delivery evidence?

WHY IT MATTERS

Separate spending, activity, output, outcome and evaluation.

THE ANSWER IN ONE PARAGRAPH

Institutions should demonstrate conversion, not only activity.

HUMAN LENS: public officer, evaluator. This is an editorial lens, not an invented personal story.

Capable Government

SOURCE TRACE: Book 09 — The Public Contract, source chapter 09; source line 7084.

Policy status: DERIVED POSITION. The proposition A capable government knows what it owns, owes, funds and delivers. It assigns outcomes to lawful institutions, builds professional capability, fixes workflows and makes correction routine before creating more agencies. Applied control *Apply the recurring public-contract device defined at the front of this book.*

Public Finance

SOURCE TRACE: Book 09 — The Public Contract, source chapter 10; source line 7131.

Policy status: DERIVED POSITION.

The proposition Public finance is where political intention meets constraint. The programme will expose obligations, protect essential services and maintenance, test investment, show contingent liabilities and connect expenditure to outcome. Applied control *Apply the recurring public-contract device defined at the front of this book.* Justice and Accountability

SOURCE TRACE: Book 09 — The Public Contract, source chapter 11; source line 7178.

Policy status: DERIVED POSITION. The proposition Justice and accountability require lawful prevention, detection, investigation, prosecution, adjudication, recovery, remedy and institutional correction. These are different functions and should not be collapsed into political command. Applied control *Apply the recurring public-contract device defined at the front of this book.*

Infrastructure

SOURCE TRACE: Book 09 — The Public Contract, source chapter 12; source line 7207.

Policy status: DERIVED POSITION. The proposition Infrastructure policy begins with service, condition and lifecycle value. The programme prefers maintenance, completion of justified commitments and network bottlenecks before unappraised prestige construction. Applied control *Apply the recurring public-contract device defined at the front of this book.* Energy and Water

SOURCE TRACE: Book 09 — The Public Contract, source chapter 13; source line 7267.

Policy status: DERIVED POSITION.
The proposition Water and energy are productive systems, public-health systems and fiscal systems. The commitments focus on continuity, quality, delivered cost, source security, solvency and targeted affordability—not connection counts alone. Applied control *Apply the recurring public-contract device defined at the front of this book.* Housing and Cities
SOURCE TRACE: Book 09 — The Public Contract, source chapter 14; source line 7334.
Policy status: DERIVED POSITION. The proposition Housing is produced by serviced land, infrastructure, transport, planning, rental and ownership finance, upgrading and municipal capability. A unit target without these complements can create cost without an affordable home. Applied control *Apply the recurring public-contract device defined at the front of this book.*

Digital Government

SOURCE TRACE: Book 09 — The Public Contract, source chapter 15; source line 7377.
Policy status: DERIVED POSITION. The proposition Digital government should remove repeated paperwork and expand access without creating surveillance, automated exclusion or vendor dependence. Identity, payment, interoperability, consent, correction, cyber recovery and offline access must work together. Applied control *Apply the recurring public-contract device defined at the front of this book.*

Childhood

SOURCE TRACE: Book 09 — The Public Contract, source chapter 16; source line 7418.
Policy status: DERIVED POSITION.
The proposition Childhood policy determines capability before a child can influence the conditions around them. The programme integrates maternal and child health, nutrition, development, protection, disability identification and early learning. Applied control *Apply the recurring public-contract device defined at the front of this book.*

Education

SOURCE TRACE: Book 09 — The Public Contract, source chapter 17; source line 7483.
Policy status: DERIVED POSITION. The proposition Education must produce mastery, reasoning, creativity, citizenship and adaptable competence. The political commitment is to measure learning honestly and support teachers and lagging learners rather than mistake progression for capability. Applied control *Apply the recurring public-contract device defined at the front of this book.*

Health

SOURCE TRACE: Book 09 — The Public Contract, source chapter 18; source line 7541.
Policy status: DERIVED POSITION. The proposition Health policy is judged by effective prevention and care, referral, recovery and financial protection. National financing and standards must align with county delivery without erasing constitutional functions. Applied control *Apply the recurring public-contract device defined at the front of this book.*

Skills

SOURCE TRACE: Book 09 — The Public Contract, source chapter 19; source line 7587.
Policy status: DERIVED POSITION.
The proposition Skills policy starts from demonstrated labour and production demand. Paid work-based learning, portable competence, employer co-investment and later reskilling are stronger than training counts alone. Applied control *Apply the recurring public-contract device defined at the front of this book.*

Work

SOURCE TRACE: Book 09 — The Public Contract, source chapter 20; source line 7639.
Policy status: DERIVED POSITION. The proposition Work should increasingly generate real income, skill, safety, protection and assets. Government cannot promise every job, but it can improve the productive system, labour institutions and transition support around work. Applied control *Apply the recurring public-contract device defined at the front of this book.*

Social Protection

SOURCE TRACE: Book 09 — The Public Contract, source chapter 21; source line 7689.
Policy status: DERIVED POSITION. The proposition Social protection should prevent shocks from destroying lives and productive assets. The system needs transparent eligibility, appeal, portable protection, timely payment and shock-responsive financing. Applied control *Apply the recurring public-contract device defined at the front of this book.*

Agriculture

SOURCE TRACE: Book 09 — The Public Contract, source chapter 22; source line 7749.
Policy status: DERIVED POSITION.
The proposition Agriculture policy differs by chain, ecology and place. It connects water, extension, quality, storage, processing, logistics, markets, finance and producer organisation while measuring margin, nutrition and natural condition. Applied control *Apply the recurring public-contract device defined at the front of this book.*

Enterprise

SOURCE TRACE: Book 09 — The Public Contract, source chapter 23; source line 7791.
Policy status: DERIVED POSITION. The proposition Enterprise policy helps viable firms start, learn, survive, scale and reach markets under predictable rules. Public support is selected transparently, measures additionality and has an exit. Applied control *Apply the recurring public-contract device defined at the front of this book.*

Manufacturing

SOURCE TRACE: Book 09 — The Public Contract, source chapter 24; source line 7828.
Policy status: DERIVED POSITION. The proposition Manufacturing policy is a bundle of energy, logistics, land, standards, skills, technology, finance, management, suppliers and buyers. Sector support is earned through readiness, competition, domestic capability and measurable spillovers. Applied control

Apply the recurring public-contract device defined at the front of this book. Trade and Logistics

SOURCE TRACE: Book 09 — The Public Contract, source chapter 25; source line 7876.

Policy status: DERIVED POSITION.

The proposition Trade and logistics policy reduces uncertainty from factory or farm to market. Ports, borders, transport, standards, payments and market intelligence are treated as one corridor experience. Applied control *Apply the recurring public-contract device defined at the front of this book.* Finance and Capital

SOURCE TRACE: Book 09 — The Public Contract, source chapter 26; source line 7931.

Policy status: DERIVED POSITION. The proposition Finance should allocate capital toward productive capability while protecting savers, borrowers and fiscal stability. Different instruments fit public goods, cash-flow assets, firms, farms, housing and household resilience. Applied control *Apply the recurring public-contract device defined at the front of this book.*

Technology

SOURCE TRACE: Book 09 — The Public Contract, source chapter 27; source line 8003.

Policy status: DERIVED POSITION. The proposition Technology is an accelerator only when physical complements, skill, rights, competition, cybersecurity and institutional adoption exist. The programme buys or builds technology for outcomes, not prestige. Applied control *Apply the recurring public-contract device defined at the front of this book.* Tourism and Creative Industries

SOURCE TRACE: Book 09 — The Public Contract, source chapter 28; source line 8029.

Policy status: DERIVED POSITION.

The proposition Tourism and creative industries depend on place, culture, rights, skills, finance, distribution, safety, infrastructure and intellectual property. Policy should increase the value retained by Kenyan workers, creators, firms and communities. Applied control *Apply the recurring public-contract device defined at the front of this book.*

Counties

SOURCE TRACE: Book 09 — The Public Contract, source chapter 29; source line 8059.

Policy status: DERIVED POSITION. The proposition Counties are governments, not delivery branches of the national executive. The programme uses clear function tags, predictable finance, shared standards, interoperable data and intergovernmental dispute resolution. Applied control *Apply the recurring public-contract device defined at the front of this book.*

Rural Kenya

SOURCE TRACE: Book 09 — The Public Contract, source chapter 30; source line 8085.

Policy status: DERIVED POSITION. The proposition Rural Kenya is a network of farms, pastoral systems, towns, services, ecosystems and corridors. The programme links local production to reliable services and markets without

treating migration or one production model as compulsory. Applied control *Apply the recurring public-contract device defined at the front of this book.*

Cities

SOURCE TRACE: Book 09 — The Public Contract, source chapter 31; source line 8139.

Policy status: DERIVED POSITION.

The proposition Cities are labour markets and infrastructure systems. Housing, transport, drainage, waste, water, power, safety and public space must be planned together, with metropolitan coordination where functions cross boundaries. Applied control *Apply the recurring public-contract device defined at the front of this book.* Arid and Semi-Arid Kenya

SOURCE TRACE: Book 09 — The Public Contract, source chapter 32; source line 8194.

Policy status: DERIVED POSITION. The proposition Arid and semi-arid Kenya requires water realism, pastoral mobility and value chains, anticipatory protection, adapted services, renewable options, conflict-sensitive institutions and lawful border connection. Applied control *Apply the recurring public-contract device defined at the front of this book.*

Coastal Kenya

SOURCE TRACE: Book 09 — The Public Contract, source chapter 33; source line 8235.

Policy status: DERIVED POSITION. The proposition Coastal Kenya combines ports, cities, tourism, fisheries, heritage, agriculture and climate exposure. Development must retain local value and protect water, land, culture and ecological systems. Applied control *Apply the recurring public-contract device defined at the front of this book.*

Regional Economic Corridors

SOURCE TRACE: Book 09 — The Public Contract, source chapter 34; source line 8288.

Policy status: DERIVED POSITION.

The proposition Regional corridors connect counties through markets, water, power, transport, cities and ecosystems. They are functional cooperation systems, not new constitutional tiers or lists of megaprojects. Applied control *Apply the recurring public-contract device defined at the front of this book.*

Environment

SOURCE TRACE: Book 09 — The Public Contract, source chapter 35; source line 8348.

Policy status: DERIVED POSITION. The proposition Environmental policy prevents public and private activity from shifting hidden costs into health, water, soil, air and future generations. Rules, monitoring, enforcement and remedy are part of the investment climate. Applied control *Apply the recurring public-contract device defined at the front of this book.*

Climate Resilience

SOURCE TRACE: Book 09 — The Public Contract, source chapter 36; source line 8377.

Policy status: DERIVED POSITION. The proposition Climate resilience means anticipation, absorption, continuity, recovery and adaptation. The programme funds warnings, resilient standards, buffers, adaptive protection and safer

reconstruction rather than assuming shocks disappear. Applied control *Apply the recurring public-contract device defined at the front of this book.*

Natural Capital

SOURCE TRACE: Book 09 — The Public Contract, source chapter 37; source line 8422.

Policy status: DERIVED POSITION.

The proposition Natural capital is productive infrastructure and inheritance. Catchments, soils, forests, wetlands, rangelands, coasts and biodiversity are managed for ecological function and community rights, not symbolic counts. Applied control *Apply the recurring public-contract device defined at the front of this book.* National Security and Resilience

SOURCE TRACE: Book 09 — The Public Contract, source chapter 38; source line 8451.

Policy status: DERIVED POSITION. The proposition National security protects people, constitutional order, territory, critical infrastructure and social resilience. It combines professional lawful security with health, food, cyber, climate, fiscal and supply-chain preparedness. Applied control *Apply the recurring public-contract device defined at the front of this book.*

What We Will Measure

SOURCE TRACE: Book 09 — The Public Contract, source chapter 48; source line 9490.

Policy status: DERIVED POSITION. The proposition The programme measures inputs, processes, outputs, outcomes and impacts separately. Baselines and historical targets remain visible when methods change; every KPI has a counter-metric and gaming warning. Applied control *Apply the recurring public-contract device defined at the front of this book.*

What We Will Publish

SOURCE TRACE: Book 09 — The Public Contract, source chapter 49; source line 9554.

Policy status: DERIVED POSITION.

The proposition Publication is part of the promise: budget, contract, beneficial ownership where lawful, milestone, asset, service, audit, evaluation, delay reason and adaptation decision should be traceable through persistent IDs. Applied control *Apply the recurring public-contract device defined at the front of this book.*

WHAT WE NOW KNOW

- Institutions should demonstrate conversion, not only activity.
- The chapter’s human lens is public officer, evaluator.
- The proposed visual sequence is evidence ladder.

WHAT REMAINS UNCERTAIN

Monitoring/evaluation controls.

WHY THIS LEADS FORWARD

End with 3–7 findings, material uncertainty and a bridge to the next chapter.

CHAPTER 31

WHAT MUST BE REVIEWED, MODIFIED, SCALED, PAUSED OR STOPPED

THE QUESTION

How does correction become normal?

WHY IT MATTERS

Turn review gates into governance.

THE ANSWER IN ONE PARAGRAPH

Stopping or modifying can be evidence of accountability.

HUMAN LENS: citizen, oversight body. This is an editorial lens, not an invented personal story.

First 100 Days

SOURCE TRACE: Book 09 — The Public Contract, source chapter 39; source line 8524.

Policy status: DERIVED POSITION. The proposition The first hundred days establish truth, ownership, continuity and readiness. They cannot honestly deliver nationwide transformation, so the commitments focus on audits, baselines, fiscal/contract visibility, critical service and legislative preparation. Applied control *Apply the recurring public-contract device defined at the front of this book.*

First Year

SOURCE TRACE: Book 09 — The Public Contract, source chapter 40; source line 8609.

Policy status: DERIVED POSITION.

The proposition Year One converts proposals into lawful, costed and testable programmes. Each major commitment requires a baseline, owner, capability plan, county variant, budget path, procurement readiness, pilot or implementation gate and public record. Applied control *Apply the recurring public-contract device defined at the front of this book.*

Five-Year Programme

SOURCE TRACE: Book 09 — The Public Contract, source chapter 41; source line 8679.

Policy status: DERIVED POSITION. The proposition The five-year programme moves from foundations through proof and scale to consolidation and handover. Scaling is conditional on outcome, equity, cost, integrity, environmental and institutional-readiness tests. Applied control *Apply the recurring public-contract device defined at the front of this book.*

Ten-Year National Trajectory

SOURCE TRACE: Book 09 — The Public Contract, source chapter 42; source line 8801.

Policy status: DERIVED POSITION. The proposition A ten-year trajectory acknowledges that human capability, productive ecosystems, cities, natural restoration and institutional trust exceed one term. A first administration should

leave mechanisms and records another can lawfully continue or revise. Applied control *Apply the recurring public-contract device defined at the front of this book.*

Legislative Programme

SOURCE TRACE: Book 09 — The Public Contract, source chapter 43; source line 8986.

Policy status: OPEN CHOICE informed by the series architecture; requires lawful political and public decision. The proposition The first legislative programme supports the commitments without pretending every reform needs a new law. Administrative action, regulation, budget change, institutional restructuring, statute and constitutional amendment are separated. Applied control *Apply the recurring public-contract device defined at the front of this book.* Financing the Programme

SOURCE TRACE: Book 09 — The Public Contract, source chapter 44; source line 9054.

Policy status: OPEN CHOICE informed by the series architecture; requires lawful political and public decision. The proposition Financing is an open political choice within fiscal limits. The proposed order is reprioritisation, better value and compliance, appropriate revenue choices, and finance matched to function—with debt, guarantees and currency risk visible. Applied control *Apply the recurring public-contract device defined at the front of this book.*

National Transformation Dashboard

SOURCE TRACE: Book 09 — The Public Contract, source chapter 45; source line 9126.

Policy status: DERIVED POSITION. The proposition The dashboard asks whether Kenya is changing across economic, human, institutional, infrastructure, fiscal, county, demographic, environmental, citizen-experience and implementation dimensions. It produces no overall political score. Applied control *Apply the recurring public-contract device defined at the front of this book.*

Public Accountability

SOURCE TRACE: Book 09 — The Public Contract, source chapter 46; source line 9250.

Policy status: DERIVED POSITION. The proposition Accountability is distributed across Parliament, county assemblies, courts, OAG, CoB, commissions, media, civil society, public data and citizens. Executive self-report is not independent verification. Applied control *Apply the recurring public-contract device defined at the front of this book.*

What Citizens Can Hold Us Accountable For

SOURCE TRACE: Book 09 — The Public Contract, source chapter 50; source line 9700.

Policy status: DERIVED POSITION. The proposition Citizens can hold the programme to commitments within lawful authority and disclosed assumptions. External shocks, courts, Parliament, counties and markets affect outcomes, but they do not excuse hidden evidence, unsupported attribution or failure to adapt. Applied control *Apply the recurring public-contract device defined at the front of this book.* This is an evidence-grounded scenario, not a prediction or reported interview. Before dawn, a parent sees that the local clinic's service

status and medicine availability are published, but still plans for a possible queue. The reform has improved reliability in some facilities; it has not abolished illness or staffing limits. A farmer receives a weather and market alert through a channel that works on a basic phone. The value depends on a functioning buyer, road, storage and water system—not the message alone. A student begins a school day where short assessment guides remediation rather than punishment. An apprentice travels to a participating employer under a paid, auditable placement. An informal worker can carry contributions between jobs, although full income security remains years away. An entrepreneur checks a government payment and contract status through one public identifier instead of visiting several offices; if the record is wrong, an appeal remains available offline.

A public servant opens a programme card showing milestone, budget, risk and unresolved citizen findings. A delayed project cannot be marked complete because construction ended; operation and service must be verified. An older citizen receives primary and chronic care through a pathway whose promise can be checked, but whose outcome still depends on staff, supplies, referral and household support. The programme changes the ordinary day by making systems more predictable, transparent and correctable. It does not guarantee an easy day. Sequence by dependency, urgency, fiscal capacity, legal readiness, implementation capability, evidence and citizen need. First: baseline/fiscal/project truth; essential-service continuity; early human foundations; maintenance; open contracts/assets; programme ownership and public ledger. In parallel within capacity: learning and primary-care reliability, firm/farm cohorts, county compacts, digital/cyber foundations and anticipatory resilience. Large scale follows proof and lifecycle finance. The model proposes review—not automatic cancellation—of unappraised or weak-forward-value projects; closure or merger of duplicative temporary structures after legal and transition review; discontinuation of ineffective subsidies after incidence and harm assessment; removal of needless administrative repetition; and no new institution where an existing lawful body can perform after repair. Every stop decision publishes evidence, affected people, contractual/legal obligations and transition support. Tax versus spending; current relief versus long-term capability; central coordination versus devolution; speed versus participation and due process; new infrastructure versus maintenance; universal versus targeted provision; public versus private delivery; growth versus environmental limits; and political visibility versus quiet institutional repair. The manifesto does not erase these choices; it places them in public decision records.

KENYA TODAY
↓ PROBLEMS
↓ DIAGNOSIS
↓ GOVERNING PRINCIPLES
↓ NATIONAL OUTCOMES

↓ POLICY COMMITMENTS
↓ PROGRAMMES
↓ FUNDING
↓ IMPLEMENTATION
↓ MEASUREMENT
↓ ACCOUNTABILITY
↓ THE KENYA WE CAN BUILD

The programme is not one leader, project, slogan or term. It is a set of explicit choices made within constitutional authority and fiscal limits, implemented by institutions and judged through evidence. Its credibility rests not on certainty but on traceability: a citizen can find the promise, baseline, owner, money, milestone, result, risk, evaluation and correction. A five-year governing programme that establishes truthful baselines, protects human foundations and critical services, repairs delivery and accountability, proves and scales productive systems, respects devolution and leaves public evidence that survives the term. Because Kenya's central problem is not lack of aspiration alone; it is incomplete conversion of people, money, institutions, infrastructure and connection into broad, reliable and correctable outcomes. Through lawful portfolios and programme cards linking diagnosis, mechanism, capability, finance, procurement, staffing, county roles, milestones, outcome indicators, risk, maintenance, evaluation and adaptation. Named national and county institutions under constitutional and statutory mandates, with legislatures, courts, independent offices, regulators, firms, communities, researchers, media, civil society and citizens performing distinct roles. No false aggregate is stated. Each adopted commitment must publish current spending, additional capital and recurrent cost, workforce, maintenance, transition, monitoring, contingency, currency and opportunity cost. Until then: COSTING GAP — detailed costing required. Truth, continuity and readiness begin in the first hundred days; lawful programme foundations in Year One; evidence-led expansion in Years Two and Three; consolidation and institutionalisation in Years Four and Five; structural outcomes over ten years or a generation where dependencies require. With separate economic, human, institutional, infrastructure, fiscal, county, demographic, environmental, citizen-experience and implementation indicators—never one political score. Through a public commitment ledger, budget/contract/asset links, county and ministry performance contracts, dashboard, audit and evaluation records, delay explanations, citizen-feedback resolution and permanent version history. The programme must identify cause, protect affected people and essential service, publish evidence, and choose continue, modify, scale, pause or stop. Failure may trigger redesign, leadership/capability support, reallocation, recovery, legal action or termination according to mandate and due process.

• 01 — The Kenya We Inherited: states the proposed position, its implementation inheritance and the public-contract tests citizens can apply.
• 02 — The Kenya We Can Build: states the proposed position, its implementation

inheritance and the public-contract tests citizens can apply.
• 03 — Why This Programme Exists: states the proposed position, its implementation inheritance and the public-contract tests citizens can apply.
• 04 — The Citizen: states the proposed position, its implementation inheritance and the public-contract tests citizens can apply.
• 05 — The State: states the proposed position, its implementation inheritance and the public-contract tests citizens can apply.
• 06 — The Economy: states the proposed position, its implementation inheritance and the public-contract tests citizens can apply.
• 07 — Opportunity, Dignity and Responsibility: states the proposed position, its implementation inheritance and the public-contract tests citizens can apply.
• 08 — Constitutional Government and Accountability: states the proposed position, its implementation inheritance and the public-contract tests citizens can apply.
• 09 — Capable Government: states the proposed position, its implementation inheritance and the public-contract tests citizens can apply.
• 10 — Public Finance: states the proposed position, its implementation inheritance and the public-contract tests citizens can apply.
• 11 — Justice and Accountability: states the proposed position, its implementation inheritance and the public-contract tests citizens can apply.
• 12 — Infrastructure: states the proposed position, its implementation inheritance and the public-contract tests citizens can apply.
• 13 — Energy and Water: states the proposed position, its implementation inheritance and the public-contract tests citizens can apply.
• 14 — Housing and Cities: states the proposed position, its implementation inheritance and the public-contract tests citizens can apply.
• 15 — Digital Government: states the proposed position, its implementation inheritance and the public-contract tests citizens can apply.
• 16 — Childhood: states the proposed position, its implementation inheritance and the public-contract tests citizens can apply.
• 17 — Education: states the proposed position, its implementation inheritance and the public-contract tests citizens can apply.
• 18 — Health: states the proposed position, its implementation inheritance and the public-contract tests citizens can apply.
• 19 — Skills: states the proposed position, its implementation inheritance and the public-contract tests citizens can apply.
• 20 — Work: states the proposed position, its implementation inheritance and the public-contract tests citizens can apply.
• 21 — Social Protection: states the proposed position, its implementation inheritance and the public-contract tests citizens can apply.
• 22 — Agriculture: states the proposed position, its implementation inheritance and the public-contract tests citizens can apply.
• 23 — Enterprise: states the proposed position, its implementation inheritance and the public-contract tests citizens can apply.
• 24 — Manufacturing: states the proposed position, its implementation inheritance and the public-contract tests citizens can apply.

• 25 — Trade and Logistics: states the proposed position, its implementation inheritance and the public-contract tests citizens can apply.
• 26 — Finance and Capital: states the proposed position, its implementation inheritance and the public-contract tests citizens can apply.
• 27 — Technology: states the proposed position, its implementation inheritance and the public-contract tests citizens can apply.
• 28 — Tourism and Creative Industries: states the proposed position, its implementation inheritance and the public-contract tests citizens can apply.
• 29 — Counties: states the proposed position, its implementation inheritance and the public-contract tests citizens can apply.
• 30 — Rural Kenya: states the proposed position, its implementation inheritance and the public-contract tests citizens can apply.
• 31 — Cities: states the proposed position, its implementation inheritance and the public-contract tests citizens can apply.
• 32 — Arid and Semi-Arid Kenya: states the proposed position, its implementation inheritance and the public-contract tests citizens can apply.
• 33 — Coastal Kenya: states the proposed position, its implementation inheritance and the public-contract tests citizens can apply.
• 34 — Regional Economic Corridors: states the proposed position, its implementation inheritance and the public-contract tests citizens can apply.
• 35 — Environment: states the proposed position, its implementation inheritance and the public-contract tests citizens can apply.
• 36 — Climate Resilience: states the proposed position, its implementation inheritance and the public-contract tests citizens can apply.
• 37 — Natural Capital: states the proposed position, its implementation inheritance and the public-contract tests citizens can apply.
• 38 — National Security and Resilience: states the proposed position, its implementation inheritance and the public-contract tests citizens can apply.
• 39 — First 100 Days: states the proposed position, its implementation inheritance and the public-contract tests citizens can apply.
• 40 — First Year: states the proposed position, its implementation inheritance and the public-contract tests citizens can apply.
• 41 — Five-Year Programme: states the proposed position, its implementation inheritance and the public-contract tests citizens can apply.
• 42 — Ten-Year National Trajectory: states the proposed position, its implementation inheritance and the public-contract tests citizens can apply.
• 43 — Legislative Programme: states the proposed position, its implementation inheritance and the public-contract tests citizens can apply.
• 44 — Financing the Programme: states the proposed position, its implementation inheritance and the public-contract tests citizens can apply.
• 45 — National Transformation Dashboard: states the proposed position, its implementation inheritance and the public-contract tests citizens can apply.
• 46 — Public Accountability: states the proposed position, its implementation inheritance and the public-contract tests citizens can apply.
• 47 — What We Promise: states the proposed position, its implementation inheritance

and the public-contract tests citizens can apply.
• 48 — What We Will Measure: states the proposed position, its implementation inheritance and the public-contract tests citizens can apply.
• 49 — What We Will Publish: states the proposed position, its implementation inheritance and the public-contract tests citizens can apply.
• 50 — What Citizens Can Hold Us Accountable For: states the proposed position, its implementation inheritance and the public-contract tests citizens can apply.
This model synthesises Books 01–08 and the series' national diagnosis, prescription, vision, transformation, delivery and accountability assets. It separates evidence, diagnosis, derived position, new proposal, open choice, assumption and uncertainty. No documented position is claimed because no actor or party was supplied. Before adoption by a real actor: conduct a source-based position audit; identify agreement, conflict and silence; obtain formal approval; verify baselines; cost the full portfolio; test debt and fiscal incidence; review constitutional, statutory, electoral, procurement, rights and county implications; consult affected groups; set numerical targets; publish endnotes and data; and establish correction/version rules. International and Kenyan precedents are design evidence, not guarantees of transfer. Proposed citizen effects are scenarios. Targets, costs and deadlines must retain definition, population, geography, method, source, limitation and uncertainty.

BOOK 01 — UNDERSTAND KENYA
→ BOOK 02 — UNDERSTAND ITS HISTORY
→ BOOK 03 — UNDERSTAND ITS SYSTEMS
→ BOOK 04 — UNDERSTAND ITS PROBLEMS
→ BOOK 05 — UNDERSTAND WHY
→ BOOK 06 — UNDERSTAND WHAT COULD BE DONE
→ BOOK 07 — IMAGINE WHAT KENYA COULD BECOME
→ BOOK 08 — UNDERSTAND HOW TO BUILD IT
→ BOOK 09 — DEFINE A SPECIFIC POLITICAL PROGRAMME

These identifiers are permanent cross-edition controls. Local chapter, project or commitment numbers remain aliases.
• TPC-F01 — National Evidence, Asset and Promise/Project Spine
• TPC-F02 — Public Investment Completion and Maintenance Portfolio
• TPC-H01 — Foundational Mastery and Child Capability
• TPC-H02 — Primary/Preventive/Chronic Care Reliability
• TPC-H03 — Paid Apprenticeship and Lifelong Skills Market
• TPC-P01 — Firm and Farm Productivity Extension
• TPC-P02 — Receivables, Prompt Payment and Growth Capital
• TPC-P03 — Standards, Supplier and Export Capability
• TPC-R01 — Water Loss, Catchment and Reliability
• TPC-R02 — Least-Cost Grid and Critical Energy Resilience
• TPC-R03 — Freight, Road Maintenance and Corridor Reliability
• TPC-U01 — Serviced Land, Settlement Upgrading and Mobility
• TPC-S01 — Professional Public Capability and Memory
• TPC-S02 — Open Contracting and Regulatory Quality
• TPC-S03 — Justice Timeliness, Legal Aid and Accountable Safety

• TPC-D01 — Rights-Preserving DPI and Assisted Services
• TPC-D02 — Critical Cyber and Digital Continuity
• TPC-D03 — Research, Data, Compute and Innovation Commons
• TPC-X01 — Forecast-to-Action and Adaptive Protection
• TPC-X02 — Critical Infrastructure Continuity and Safer Recovery
• TPC-X03 — Natural Capital and Climate Adaptation Portfolio
• TPC-C01 — National–County Shared Capability and Regional Corridors
• TPC-G01 — Export, FDI Spillover and Regional Scale Platform
• TPC-G02 — Diaspora Talent, Capital and Global Knowledge Network

!Programme portfolio *Figure: the 24 persistent programme identifiers.*

!Accountability chain *Figure: the chain citizens and oversight bodies can audit.*

WHAT WE NOW KNOW

• Stopping or modifying can be evidence of accountability.
• The chapter’s human lens is citizen, oversight body.
• The proposed visual sequence is decision tree.

WHAT REMAINS UNCERTAIN

Review/disposition architecture.

WHY THIS LEADS FORWARD

End with 3–7 findings, material uncertainty and a bridge to the next chapter.

X HOW WE KNOW

How do we know whether any of this is working?

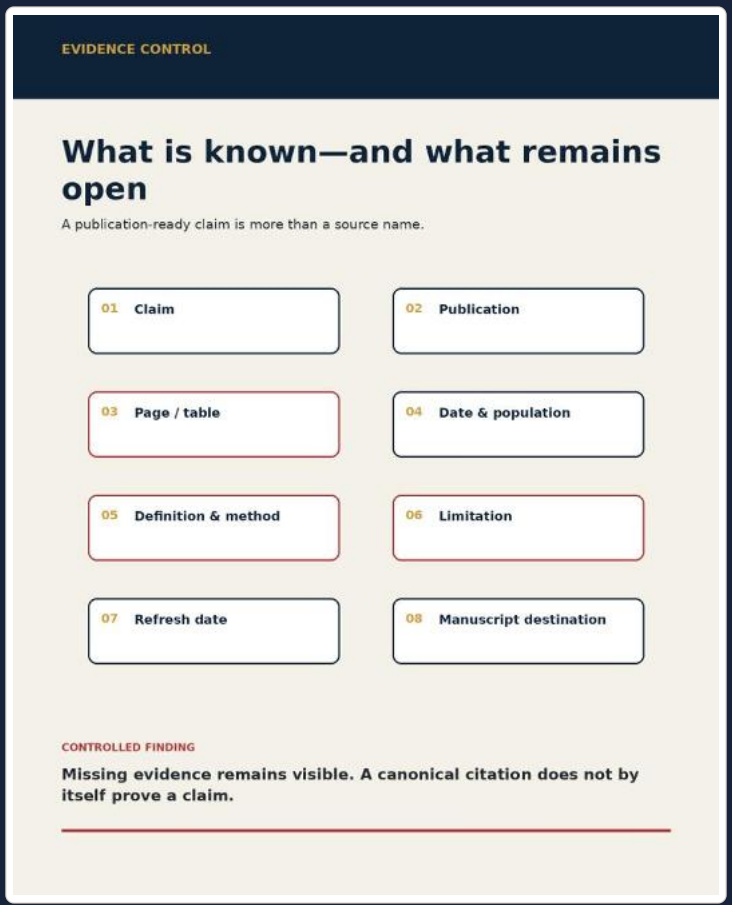

Evidence chain: claim, source, review and correction.

THIS ACT IN ONE MINUTE

How do we know whether any of this is working?

QUESTION

How do we know whether any of this is working?

FINDING

The chapters that follow connect lived experience to the mechanisms, institutions and evidence needed to answer it.

WHY IT MATTERS

A national argument becomes useful only when a reader can see how its parts connect and where uncertainty remains.

CHAPTER 32

EVIDENCE, UNCERTAINTY AND CORRECTION

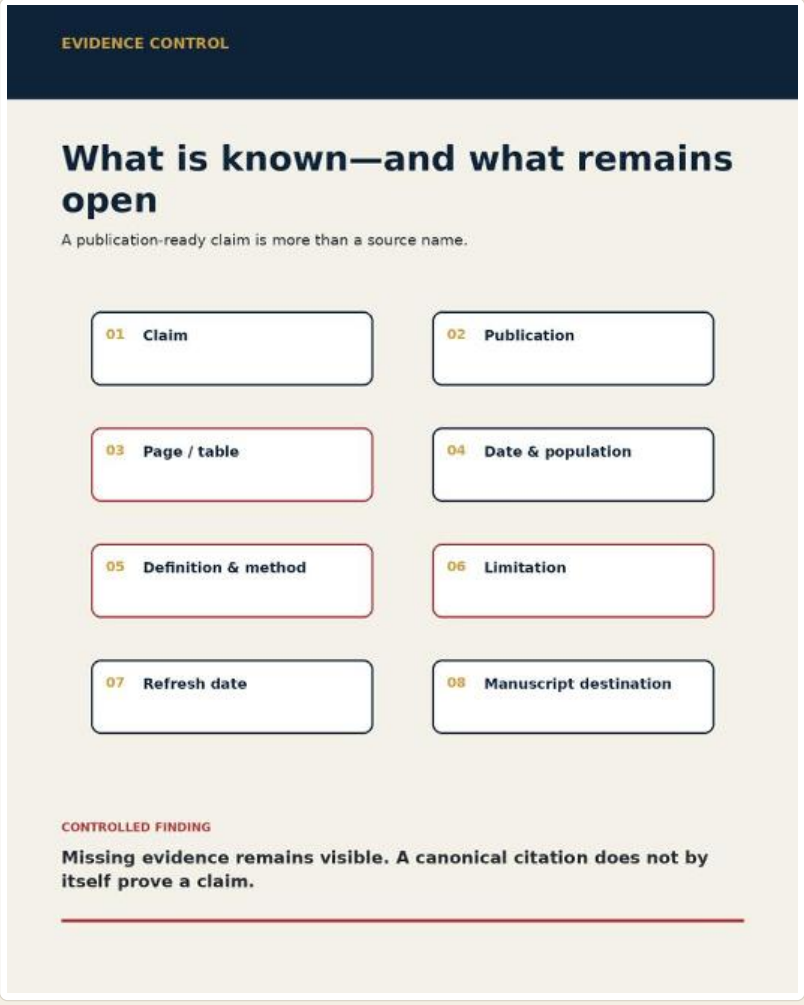

Evidence chain: claim, source, review and correction.

THE QUESTION

How should the book and programme correct themselves?

WHY IT MATTERS

Expose the evidence pipeline.

THE ANSWER IN ONE PARAGRAPH

Trust grows from visible correction, not performed certainty.

HUMAN LENS: reader, researcher, editor. This is an editorial lens, not an invented personal story.

CLAIMS MUST BE ABLE TO TRAVEL BACKWARD

A trustworthy publication lets a reader move backward from statement to source, method, year, definition and limitation. A correction must then travel forward to every affected table, chart, chapter and public claim. The discipline is not administrative decoration. It is how uncertainty remains visible and error becomes correctable. Evidence in this project is therefore classified before it is interpreted. A census count is not a projection. A household survey is not an administrative register. A modelled estimate is not an observed event count. A budget is not expenditure; expenditure is not output; output is not outcome; and outcome is not necessarily attributable to one intervention. UNCERTAINTY: Six independent external reviews remain outstanding. Median age remains approximate pending an archived exact WPP 2024 Kenya/year/variant extract.

WHAT WE NOW KNOW

- Trust grows from visible correction, not performed certainty.
- The chapter’s human lens is reader, researcher, editor.
- The proposed visual sequence is claim-source-correction pipeline.

WHAT REMAINS UNCERTAIN

Evidence registers and review status.

WHY THIS LEADS FORWARD

End with 3–7 findings, material uncertainty and a bridge to the next chapter.

CHAPTER 33

MEASURING WITHOUT MANUFACTURING SUCCESS



Programme portfolio as an analytical control, not a political score.

THE QUESTION

How can progress be tracked without one political score?

WHY IT MATTERS

Build indicator discipline.

THE ANSWER IN ONE PARAGRAPH

Measurement must preserve plurality and uncertainty.

HUMAN LENS: citizen, statistician, institution. This is an editorial lens, not an invented personal story.

MEASUREMENT NEEDS A GRAMMAR

A useful accountability system does not compress the country into one political score. It uses a family of measures tied to specific questions: whether money was appropriated and spent; whether an activity occurred; whether an output exists and operates; whether people can use it reliably and affordably; whether outcomes changed; and whether credible evaluation supports attribution.

SIX DISTINCT QUESTIONS / DIFFERENT EVIDENCE



Keep these measures distinct; no single score can substitute for the evidence family.

Every indicator needs a baseline, producer, definition, denominator, geography, update frequency, revision policy and review date. Missing data are part of the finding. A target without a baseline and method is not yet a target; it is an aspiration requiring design.

WHAT WE NOW KNOW

- Measurement must preserve plurality and uncertainty.
- The chapter’s human lens is citizen, statistician, institution.
- The proposed visual sequence is indicator architecture.

WHAT REMAINS UNCERTAIN

Indicator types and data gaps.

WHY THIS LEADS FORWARD

End with 3–7 findings, material uncertainty and a bridge to the next chapter.

CHAPTER 34

A COUNTRY THAT CAN SEE ITSELF CLEARLY

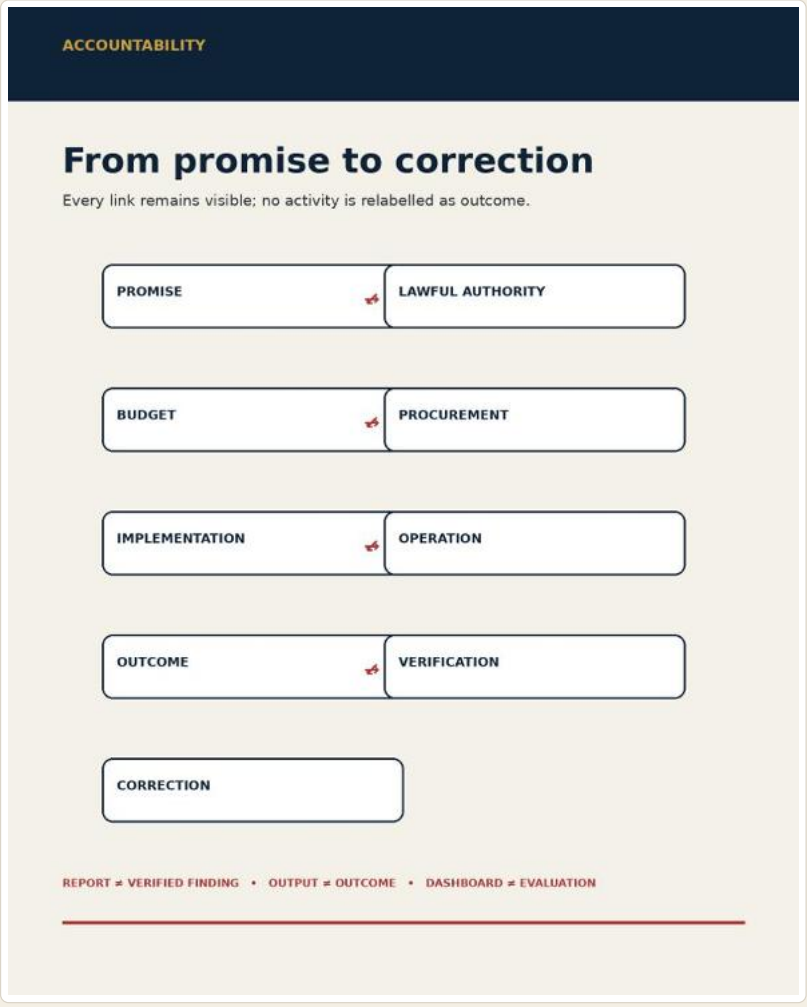

Accountability chain: publish, verify, review and correct.

THE QUESTION

What would civic intelligence make possible?

WHY IT MATTERS

Close with clarity, correction and shared agency.

THE ANSWER IN ONE PARAGRAPH

A capable country can observe, deliberate, act, learn and correct.

HUMAN LENS: the Kenyan. This is an editorial lens, not an invented personal story.

RETURN TO THE MORNING

The country we can understand is not a table of averages. It is the system that shapes whether a child learns, a patient receives effective care, a worker builds

security, a farmer reaches a market, a firm grows, a county delivers, an asset keeps operating and a public institution corrects what it already knows is failing. A capable republic can see itself clearly enough to distinguish activity from progress, contribution from completion, confidence from evidence and political theatre from public value. It can act deliberately, measure honestly, publish what it finds and change course without treating correction as defeat. The public contract is therefore not a promise of perfection. It is a commitment to make responsibility, evidence, progress, failure and correction visible.

WHAT WE NOW KNOW

- A capable country can observe, deliberate, act, learn and correct.
- The chapter's human lens is the Kenyan.
- The proposed visual sequence is whole-system closing spread.

WHAT REMAINS UNCERTAIN

Synthesis; no new factual claims.

WHY THIS LEADS FORWARD

End with 3–7 findings, material uncertainty and a bridge to the next chapter.

THE EVIDENCE ROOM

The main book is designed for understanding. The Evidence Room preserves the technical depth required for audit, correction and expert use. The machine-readable registers remain controlling for locators and status.

A. EVIDENCE GRAMMAR

- DOCUMENTED POSITION: supported by an identified public record.
- DERIVED POSITION: analytical conclusion drawn from stated evidence.
- NEW PROPOSAL: a possible response, not an attributed commitment.
- OPEN CHOICE: a material decision requiring public or governing judgement.
- EVIDENCE GAP: required support is unavailable or not reproducibly extracted.

B. CURRENT EXACT-EVIDENCE CONTROLS

The v1.2 evidence addendum controls nominal GDP, manufacturing share, consumption Gini, basic sanitation, renewable electricity mix, urban population, GDP per capita and the modelled under-five mortality series. Values remain versioned and must not be silently updated.

C. METHODS AND COMPARABILITY

Every quantitative claim must retain producer, edition or API vintage, observation year, geography, population, definition, method and limitation. Modelled, survey, census and administrative series remain separate unless a documented method supports comparison.

D. COUNTY AND DEMOGRAPHIC EVIDENCE

National averages are disaggregated where comparable evidence permits. Missing county, disability, livelihood, income, age, sex or settlement evidence is labelled rather than inferred. Groups are not treated as homogeneous.

E. PROGRAMME ASSUMPTIONS AND COSTING STATUS

No precise programme cost is publication-ready unless lifecycle, recurring and one-time cost, timing, unit basis, financing source and fiscal risk are documented. Full programme costing remains a required input.

F. LEGAL, DEVOLUTION AND REVIEW STATUS

Legal, fiscal, statistical, sectoral, devolution and inclusion reviews remain uncommissioned externally. Internal pre-review findings are explicitly non-independent. National, county and shared functions must be mapped before programme adoption.

G. PHOTOGRAPHY, MAPS AND VISUAL RIGHTS

Five rights-controlled documentary photographs are currently held. A definitive visual narrative requires an additional commissioned or licensed set with consent, caption, date, location, rights and alt text. Maps require boundary source/vintage, projection, classification, missingness and limitation metadata.

H. CORRECTION AND REPRODUCIBILITY

Corrections require an old/new value, reason, source, affected destinations, version, owner and verification evidence. Frozen editions are never edited in place. Reproducibility files and source captures are preserved in the project workspace.

I. OPEN RELEASE GATES

- six independent external reviews;
- full programme costing;
- legal and devolution mapping;
- sector and inclusion feasibility;
- expanded photography and permissions;
- reader testing;
- accessibility and production preflight;
- senior editorial and formal release approval.

J. CONTROLLING PROJECT FILES

- Master claim-source register v1.7
- Resolved bibliographic register v1.5
- Remaining exact-extract register
- Integrated disposition register
- Evidence-correction addendum v1.2
- Visual asset and rights register
- Definitive chapter mapping and movement matrices

VISUAL SOURCES AND PRODUCTION STATUS

This edition uses five rights-controlled documentary photographs from the supplied corpus and fourteen additional openly licensed photographs credited in the following pages, project-produced analytical visuals, exact-evidence charts and a geoBoundaries county layer. A definitive commissioned photographic programme with consent, caption, date, location, rights and alt text remains a required input. These licensed images broaden visual scope but do not replace human-scale systems-in-use coverage; photographs are contextual and do not prove programme outcomes. Raidarmax — Nairobi City Skyline — CC BY-SA 3.0. Steve Mwongera — Tea plantation in Meru County — CC BY-SA 4.0. George Garang — Lake Turkana Wind Power project — CC BY-SA 2.0. Macabe5387 — Olkaria V Geothermal Power Station — CC BY-SA 4.0.

Visual-source credit: Erasmus Kamugisha — Kenya Railways SGR locomotive — CC BY-SA 4.0.
geoBoundaries Kenya ADM1 — ODbL; acknowledgement required.

PHOTOGRAPHIC CREDITS

LICENSED EDITORIAL IMAGES / 1 OF 2

Photographs are resized to fit; they are contextual, not evidence of programme outcomes.

01 **Nairobi City Market in Kenya**

Photograph: AEira-WMF, own work; 6 February 2025. CC BY 4.0. · License terms · Commons file page

02 **Nairobi Kenya Transport Rainy day**

Photograph: Victor Njue; 2 March 2020. CC BY-SA 4.0. · License terms · Commons file page

03 **Boat at Lake Victoria**

Photograph: Juneakhwale. CC BY-SA 4.0. · License terms · Commons file page

04 **Swahili carved door in Lamu Old Town**

Photograph: Ahmed Shayo (Ahmedshayo14), under supervision of Khadija Issa Twahir, Lamu Fort Museums Library; 16 March 2022. CC BY-SA 4.0. · License terms · Commons file page

05 **Kenya Colony. Nairobi. Gibbs' Auto Transport Ltd., 1936**

Photograph: Matson Collection, Library of Congress; no known restrictions on publication. · Commons file page

06 **Mount Kenya**

Photograph: Ruud Zwart; 23 December 2005. CC BY-SA 2.5 Netherlands. · License terms · Commons file page

07 **African Sunset, Amboseli National Park**

Photograph: Ray in Manila; 7 July 2018. CC BY 2.0. · License terms · Commons file page

PHOTOGRAPHIC CREDITS

LICENSED EDITORIAL IMAGES / 2 OF 2

Photographs are resized to fit; they are contextual, not evidence of programme outcomes.

08 **African elephants in Amboseli National Park**

Photograph: M. Disdero; April 2002. CC BY-SA 2.5. · License terms · Commons file page

09 **South Island of Lake Turkana**

Photograph: Doron; August 1999. CC BY-SA 3.0. · License terms · Commons file page

10 **A colorful matatu in Nairobi during rush hour**

Photograph: AEira-WMF; 6 February 2025. CC BY 4.0. · License terms · Commons file page

11 **The SGR and a new bypass meet in Mombasa, Kenya**

Photograph: Andrew Atina; 19 November 2018. CC BY-SA 4.0. · License terms · Commons file page

12 **Public toilet linked to DEWATS at Ugunja market**

Photograph: SuSanA Secretariat; 21 September 2010. CC BY 2.0. · License terms · Commons file page

13 **Cabbage farming in Enooseiyia, Narok**

Photograph: Desmond Parsimei; 26 March 2022. CC BY-SA 4.0. · License terms · Commons file page

14 **Mackinnon Market, Mombasa**

Photograph: Bahnfrend; 13 August 2025. CC BY-SA 4.0. · License terms · Commons file page